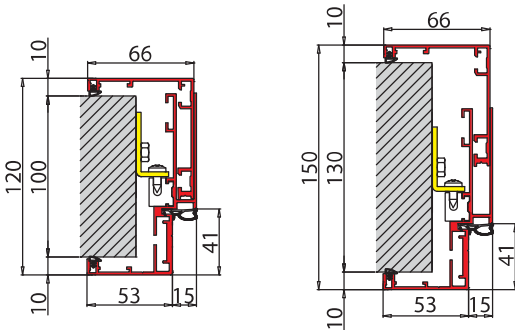
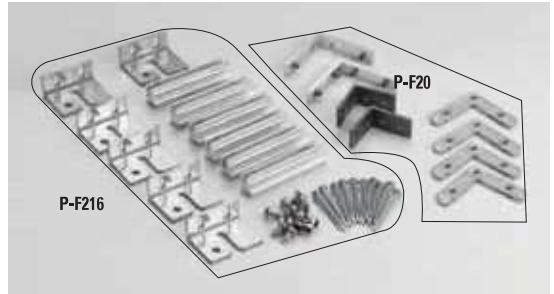



TP-250

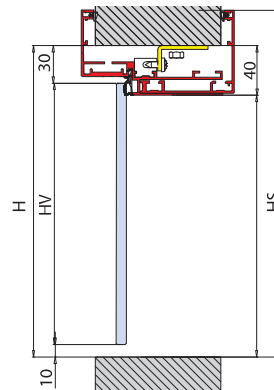
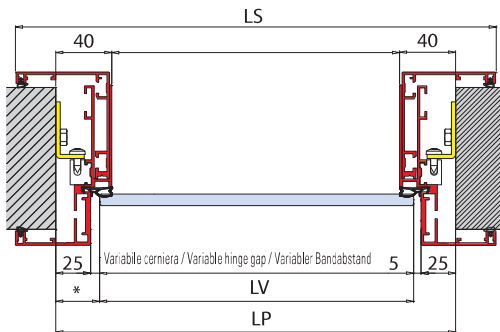
€▶D.220 → €▶D.224



- Adatto per muratura da 100 a 130 mm.
- 100 - 130 mm Min Max adjustable wall thickness.
- 100 - 130 mm Min-Max Verstellung für Wandstärken.

STIPITI SU MURO

LP Larghezza Width Breite	H Altezza Height Höhe	Passaggio netto Larghezza Width Breite	Passaggio netto Altezza Height Höhe
800	2050	720	2010
	2150		2110
900	2050	820	2010
	2150		2110
1000	2050	920	2010
	2150		2110



$$LV = LP - (30 + 30^*)$$

$$HV = H - 40$$

$$LS = LP + 56$$

$$HS = H + 28$$