

PROFILI BORDO VETRO

CLOSURE PROFILE / VERTIKALE RAHMENPROFILE

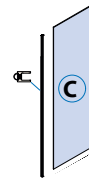
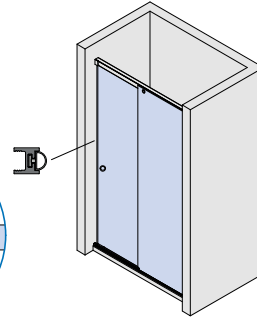
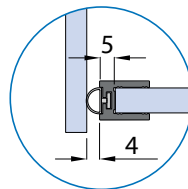
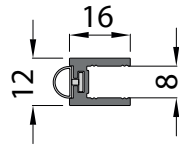


BX-DIV-527

- Profilo bordo vetro con guarnizione a palloncino (componente anta C)
- Frame profile with balloon gasket (component panel C)
- Rahmenprofil mit Dichtung (Einzelteil Flügel C)

L = 3000 mm

CR - NO - IXE - BI - OR



xme632o

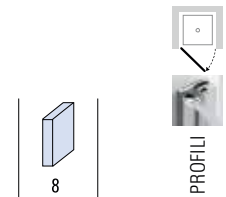
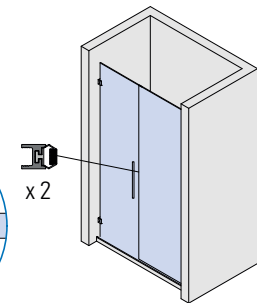
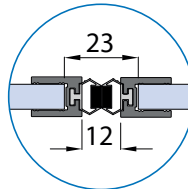
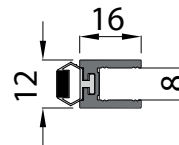


BX-DIV-527-M

- Profilo magnetico bordo vetro per chiusura porta battente e vetro fisso.
- Closure profile for magnetic seal swing door and fixed glass.
- Vertikal Rahmenprofil für Magnetische zu Haltung Drehtür und Festverglasung.

L = 3000 mm

CR - NO - IXE - BI - OR



xme632o

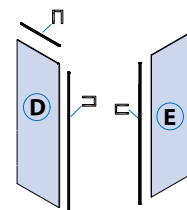
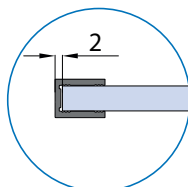
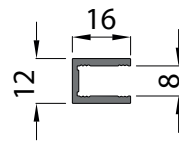


BX-DIV-502

- Profilo bordo vetro (componente anta D - E)
- Frame profile (component panel D - E)
- Rahmenprofil (Einzelteil Flügel D - E)

L = 3000 mm / L = 1000 mm

CR - NO - IXE - BI - OR



xme632o

CR
Cromo lucido
Polished chrome
Chrom glänzend

NO
Nero opaco
Matt black
Schwarz matt

IXE
Effetto inox satinato
Inox effect
Inox effekt

BI
Bianco opaco
Matt white
Weiss matt

OR
Oro opaco
Matt gold
Gold matt

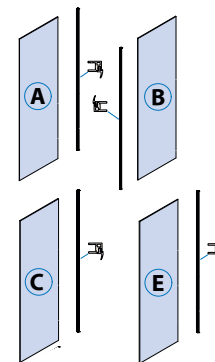
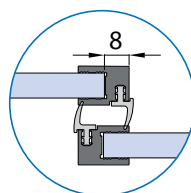
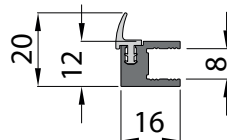


BX-DIV-526

€ BX.261

- Profilo bordo vetro con guarnizione aletta laterale (componente anta A - B - C - E)
- Frame profile, gasket with side fin included (component panel A - B - C - E)
- Rahmenprofil mit Schiebetürdichtprofil (Einzelteil Flügel A - B - C - E)

L = 3000 mm
CR - NO - IXE - BI - OR



xme632o

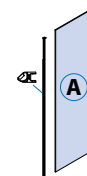
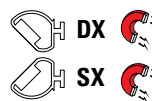
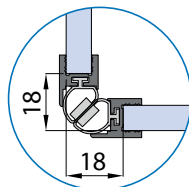
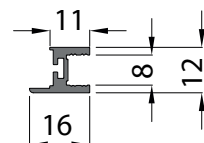


BX-DIV-543

€ BX.262

- Paio profili bordo vetro con guarnizione magnetica per chiusura 90° (componente anta A)
- Pair frame profiles with 90° magnetic gaskets (component panel A)
- Paar Rahmenprofile mit 90° Magnetdichtungen (Einzelteil Flügel D - E)

L = 3000 mm
CR - NO - IXE - BI - OR



xme632o



PROFILI

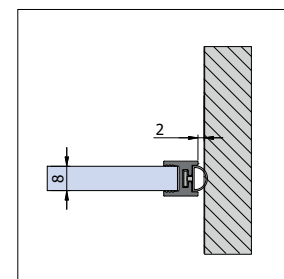
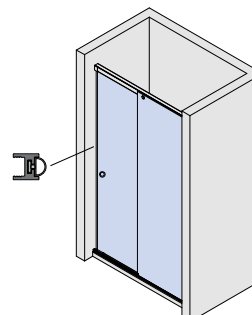
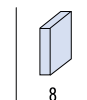
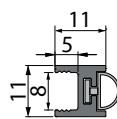


P-027

€ BX.263

- Profilo bordo vetro con guarnizione a palloncino. Barre da 2200 mm fino a esaurimento scorte.
- Disponibilità di barre con lunghezza da 2500 mm da verificare con ufficio commerciale.
- Border profile with gasket supplied. Bars of 2200 mm will be discontinued.
- Availability of bars with length of 2500 mm to be checked with sales office.
- Rahmenprofil mit Dichtung. Profile in 2200 mm Länge lieferbar solange der Vorrat reicht.
- Die Verfügbarkeit von Profile in 2500 mm Länge ist mit dem Verkaufsbüro abzustimmen.

CR

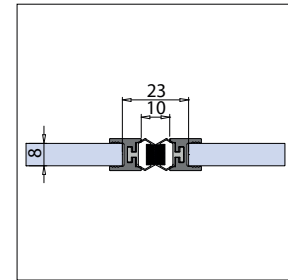
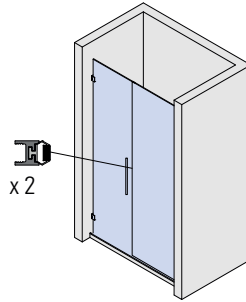
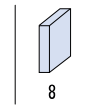
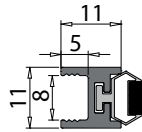


xme446


P-027-M

- Profilo magnetico bordo vetro per chiusura porta battente e vetro fisso. Barre da 2200 mm fino a esaurimento scorte. Disponibilità di barre con lunghezza da 2500 mm da verificare con ufficio commerciale.
- Closure profile for magnetic seal swing door and fixed glass. Bars of 2200 mm will be discontinued. Availability of bars with length of 2500 mm to be checked with sales office.
- Vertikal Rahmenprofil für Magnetische zu Haltung Drehtür und Festverglasung. Profile in 2200 mm Länge lieferbar solange der Vorrat reicht. Die Verfügbarkeit von Profile in 2500 mm Länge ist mit dem Verkaufsbüro abzustimmen.

CR



xme446



PROFILI

CR
 Cromo lucido
 Polished chrome
 Chrom glänzend

NO
 Nero opaco
 Matt black
 Schwarz matt

IXE
 Effetto inox satinato
 Inox effect
 Inox effekt

BI
 Bianco opaco
 Matt white
 Weiss matt

OR
 Oro opaco
 Matt gold
 Gold matt