

## BALCONGLAS FALCE PARK-ISO

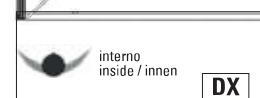
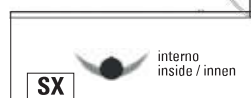
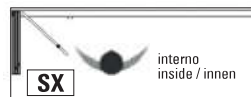
€ ▶ C.321

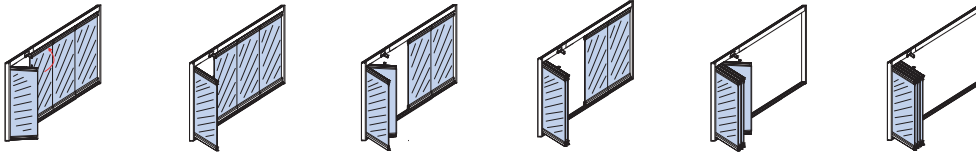
SISTEMA SENZA CANALINA / SYSTEMS WITHOUT BOTTOM GUIDE / SYSTEM OHNE BODENFÜHRUNG

- Sistema a pannelli mobili in vetro, impacchettabili senza la baia di parcheggio, senza canalina a terra, con profili per anta intelaiata, misure standard per anta max 1000 x 3000 mm da tagliare cliente.
- Slide and turn system, without floor channel and without parking bay, with profiles for framed glass door, standard measures up to 1000 x 3000 mm, cut by installer.
- Schiebe-Dreh-Systeme mit beweglichen Glasmodulen ohne Parkraum, ohne Bodenschiene. Flügelrahmen für standard Tür max 1000 x 3000 mm. Schnitt bauseitig

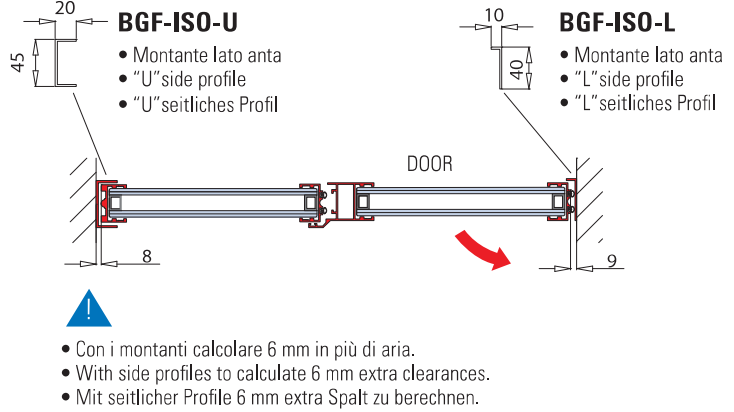
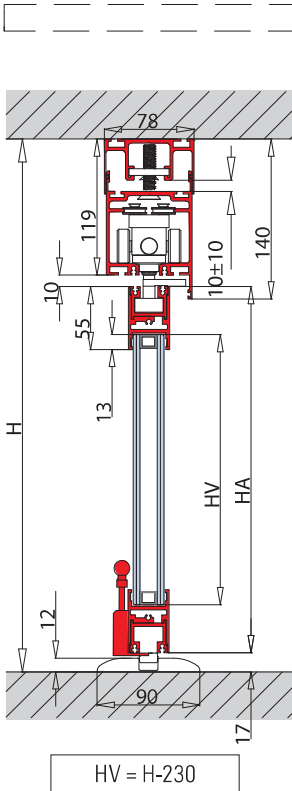


- Indicare sempre il verso di apertura e lo spessore vetro
- Please specify always opening direction and glass thickness
- Bitte immer Öffnungsrichtung und Glasdicke angeben

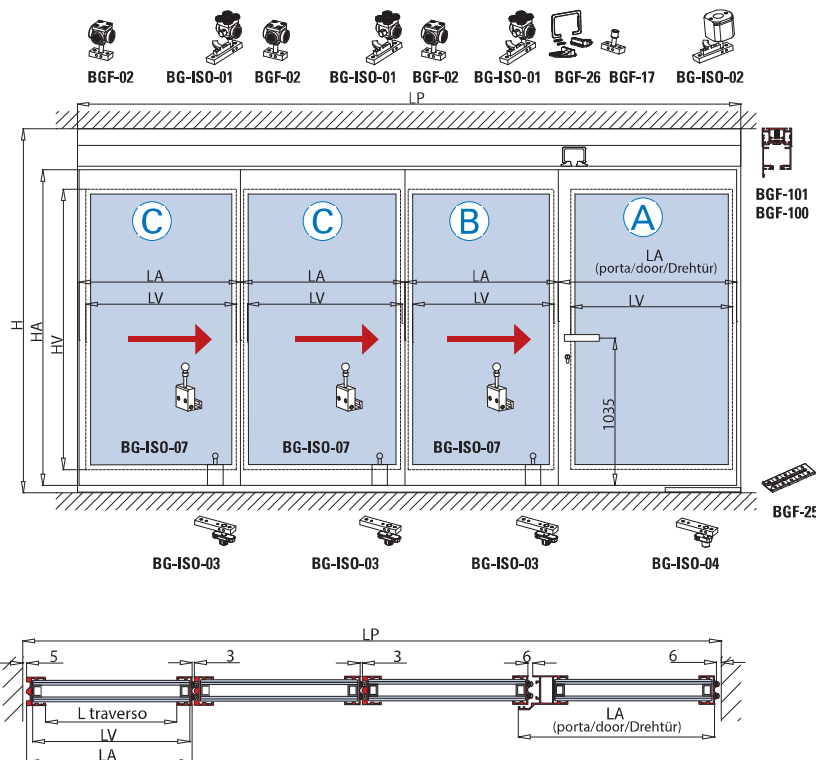




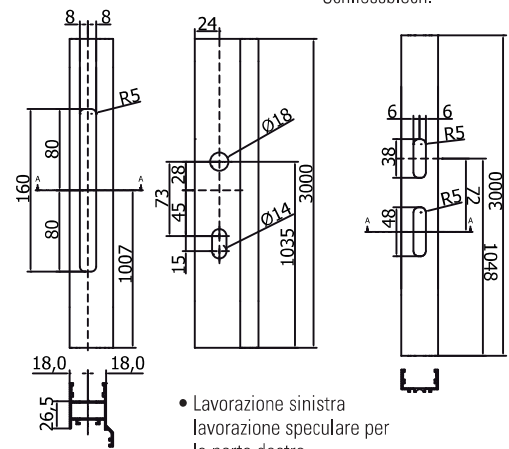
3,3-14-3,3	70 Kg	800 max 2500


**BGF-10**


BG-ISO-PARK 2 (LB MAX = 2000 mm)	A B
BG-ISO-PARK 3 (LB MAX = 3000 mm)	A B C
BG-ISO-PARK 4 (LB MAX = 4000 mm)	A B C C
BG-ISO-PARK 5 (LB MAX = 5000 mm)	A B C C C
BG-ISO-PARK 6 (LB MAX = 6000 mm)	A B C C C C



- Lavorazione montante porta per serratura.
- Vertical door Profile preparation for lock.
- Drehtür Profilbearbeitung für Schloss.
- Lavorazione montante anta per contro-serratura.
- Vertical sliding panel preparation for lock's strike plate.
- Schiebeflügel Profilbearbeitung für Schliessblech.



- Lavorazione sinistra lavorazione speculare per la porta destra.
- Left. For right reflecting preparation.
- Links. Für Rechts Spiegelbildlich Bearbeitung.

xme426

**LP**  
 Passaggio luce  
 Clear opening width  
 Lichte Durchgangsbreite

**LA = LV**  
 Larghezza ante = Larghezza vetro  
 Panel width = Glass width  
 Flügelbreite = Glasbreite

**H**  
 Altezza passaggio luce  
 Clear opening height  
 Lichte durchgangshöhe

**HV**  
 Altezza vetro  
 Glass height  
 Glashöhe

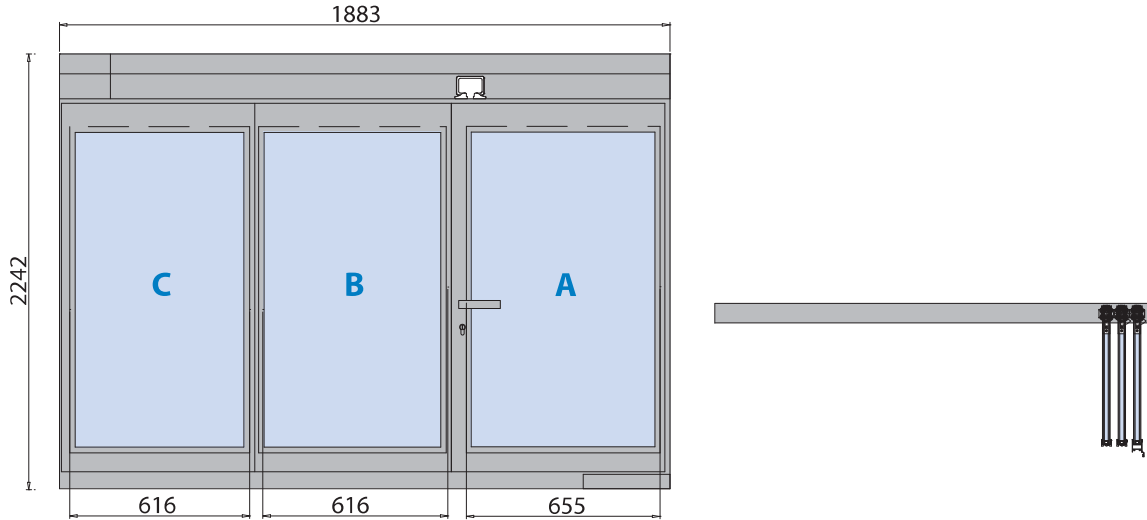
**HA**  
 Altezza anta  
 Door height  
 Tür Höhe

# BALCONGLAS FALCE PARK-ISO

COME USARE **MY METALGLAS** / HOW TO USE **MY METALGLAS** / WIE MAN BENUTZT **MY METALGLAS**

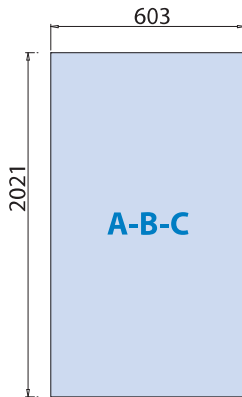
**1**

INSERIRE LE MISURE DEL TUO VANO E LE ANTE DESIDERATE  
ENTER THE MEASUREMENTS OF YOUR OPENING AND THE DOORS YOU REQUIRE  
GEBEN SIE DIE MASSE IHRER ÖFFNUNG EIN UND DIE ERFORDERLICHEN TÜREN



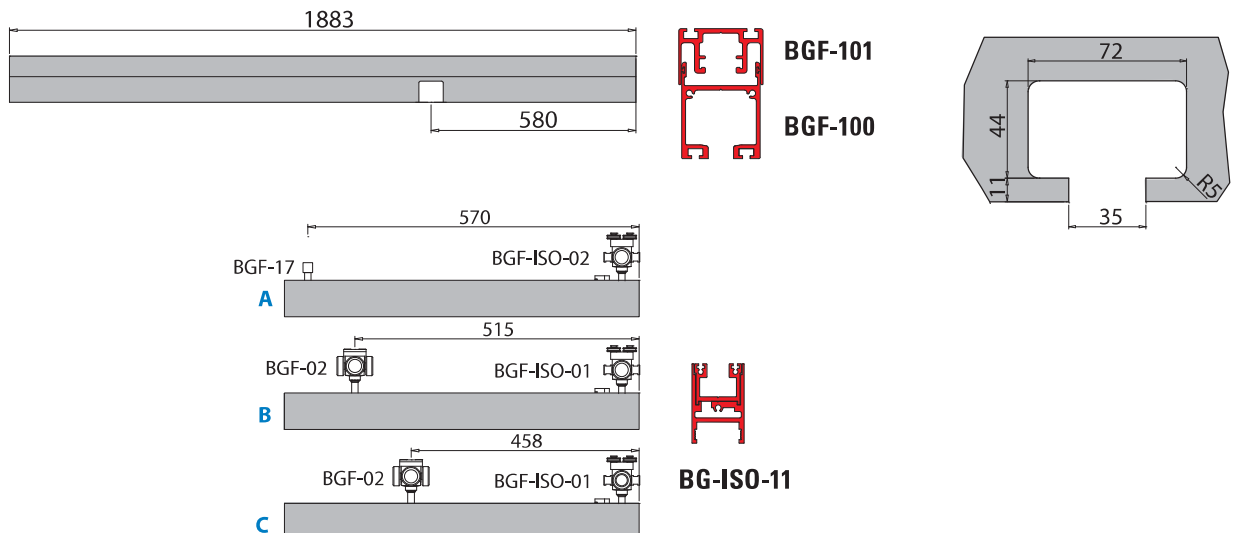
**2**

SI OTTENGONO LE MISURE DEI VETRI AUTOMATICAMENTE  
THE MEASUREMENTS OF THE GLASS WILL BE GENERATED AUTOMATICALLY  
DIE ABMESSUNGEN DES GLASES WERDEN AUTOMATISCH BERECHNET



**3**

SI OTTENGONO LE DISTINTE DI TAGLIO DEI PROFILI, DA ABBINARE AGLI ACCESSORI  
THE CUTTING SPECIFICATIONS OF THE PROFILES ARE OBTAINED, FOR MATCHING WITH THE ACCESSORIES  
SIE ERHALTEN EINE SPEZIFIKATION DER PROFILLÄNGEN ZUM ABGLEICHEN MIT DEM ZUBEHÖR



# BALCONGLAS FALCE PARK-ISO

COME ASSEMBLARE LE ANTE / HOW TO ASSEMBLE THE DOORS / WIE DIE TÜREN ZUSAMMENGESETZT WERDEN

	TAGLIO PROFILI PROFIL PREPARATION / PROFILBEARBEITUNG	KIT ACCESSORI ACCESSORY SETS / ZUBEHÖR SETS	ANTA COMPLETA COMPLETE DOOR / KOMPLETTE TÜR
<b>ANTA A / DOOR A / TÜRA</b>			

<b>ANTA B / DOOR B / TÜRB</b>			

<b>ANTA C / DOOR C / TÜRC</b>			