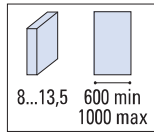


MINIMAL TONDO RUOTA SOFT-CLOSE



V-6750



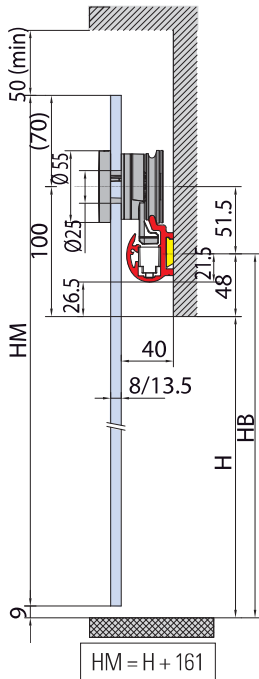
TECHNICAL



COMPONENTS / COMPONENTES / COMPOSANTS ▶ 96

V-6750

V-6752

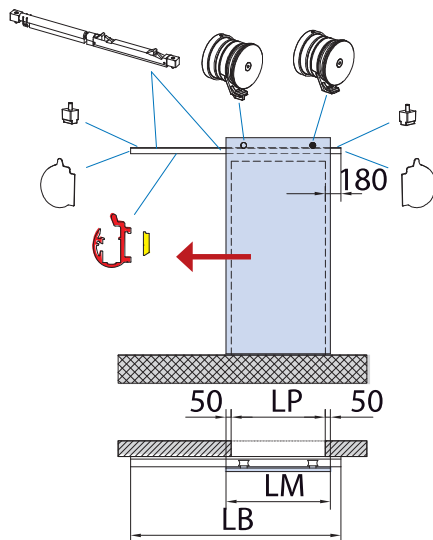
V-012-EVO


TECHNICAL

V-6750 SET 1

€▶A.364

- Set per 1 anta scorrevole, fissaggio a parete
- Sliding door set, wall installation
- Schiebetürset für 1 flg, Wandmontage



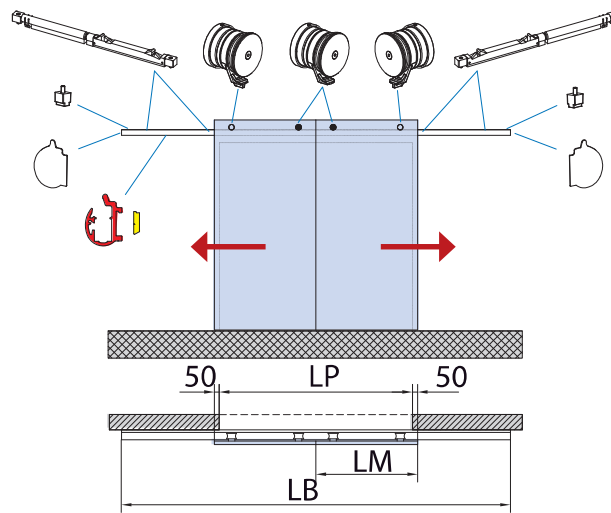
$$LB = LP \times 2 + (50 \times 2) + 300$$

$$LM = LP + 100$$

V-6750 SET 2

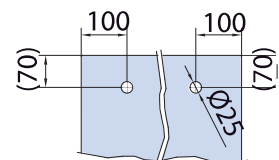
€▶A.365

- Set per 2 ante scorrevoli, fissaggio a parete
- Sliding doors set, wall installation
- Schiebetürset für 2 flg, Wandmontage



$$LB = LP \times 2 + (50 \times 2) + 250$$

$$LM = (LP + 100) / 2$$

**LAVORAZIONE VETRO
GLASS PREPARATION
GLASBEARBEITUNG**


xme547c

Cod.	Fin. / Fin. / Oberf.	V-6750 SET 1 FIX	V-6750 SET 1-MIS	V-6750 SET 2 FIX	V-6750 SET 2-MIS
V-6750 L=2000 L=3000 L=4000 L=6000	AN / IXE / CR	1	-	1	-
V-6750-MIS L=1500 → 6000	AN / IXE / CR	-	1	-	1
V-6752	AN / IXE / CR	1	1	2	2
V-012-EVO	AN / NS / CR	1	1	2	2