

L-2500 SOFFIETTO CENTRAL FOLDING

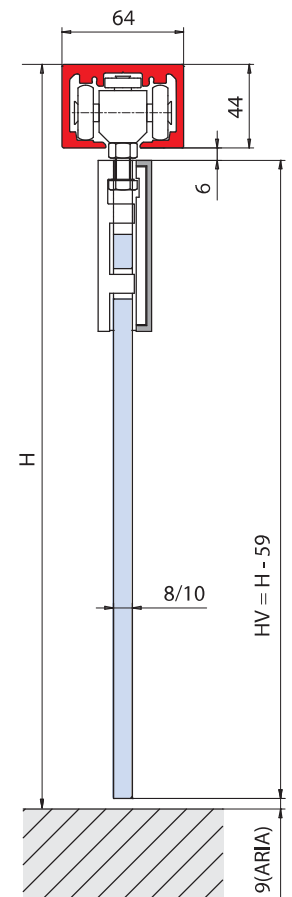
SCORREVOLI A SOFFIETTO / SLIDING CENTRE FOLDING / FALT-SCHIEBEWANDSYSTEME

MY METALGLAS

€ ▶ C.273



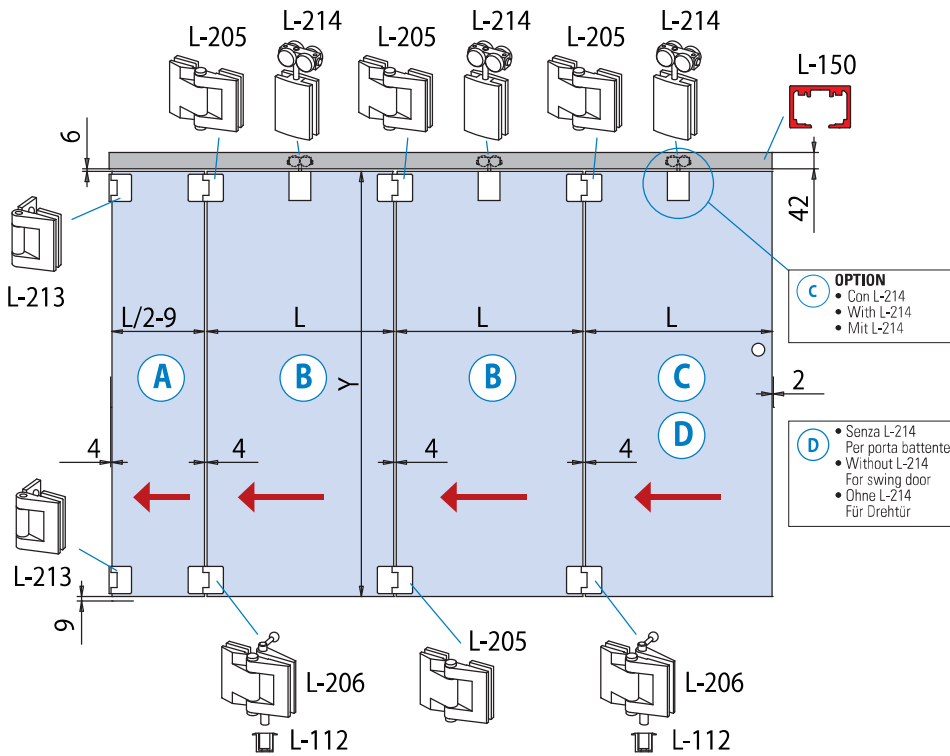
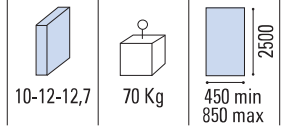
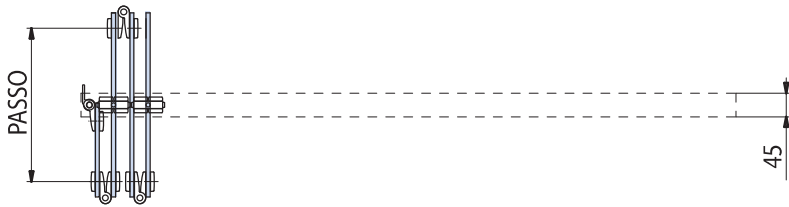
- Sistema a soffietto con impacchettamento centrale, cerniere a vista e fori nel vetro, completo di binario standard h=44 mm x L=64 mm e carrello con 4 ruote.
- Centre folding system, visible hinges and holes in glass, including rail h=44 mm x L=64 mm and carriage with 4 wheels.
- Faltschiebewandssystem mit mittiger Faltung, mit sichtbaren Bändern und Glasbohrungen, komplett mit Laufschiene h=44 mm x L=64 mm und Laufwagen mit 4 Rädern.



HV = H - 59



SCORREVOLI A SOFFIETTO
SLIDING CENTRE SYSTEMS



	LA-2500 SET 1 (A C)
	LA-2500 SET 2 (A B) (C D) option
	LA-2500 SET 3 (A B B) (C D) option
	LA-2500 SET 4 (A B B B) (C D) option
	LA-2500 SET 5 (A B B B B) (C D) option

- Calcolo vetro
- Calculation glass
- Glasberechnung

$$At = (4 \times N) + 2$$

$$X = Lp - At$$

$$X = (L/2 - 9) + L \times (N-1)$$

$$L = (X + 9) / (N-0,5)$$

- (A)**
- Prima anta a libro
 - First folding panel
 - Erster Faltelement

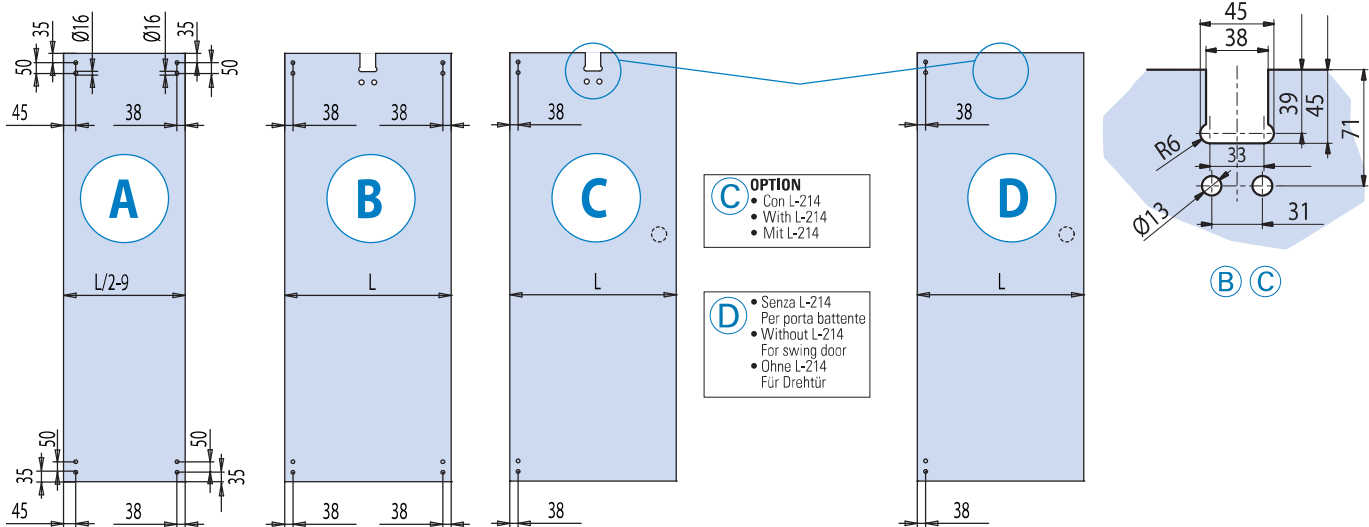
- (B)**
- Anta intermedia a libro
 - Middle folding panel
 - Mittiges Faltelement

- (C) (D)**
- Ultima anta a libro
 - Last folding panel
 - Letzter Flügel

- (C) OPTION**
- Con L-214
 - With L-214
 - Mit L-214
- (D)**
- Senza L-214
 - Per porta battente
 - Without L-214
 - For swing door
 - Ohne L-214
 - Für Drehtür



COMPONENTI / COMPONENTS / EINZELTEILE ▶ 86



- (C) OPTION**
- Con L-214
 - With L-214
 - Mit L-214
- (D)**
- Senza L-214
 - Per porta battente
 - Without L-214
 - For swing door
 - Ohne L-214
 - Für Drehtür

SCORREVOLI A SOFFIETTO
SLIDING CENTRE SYSTEMS

xla182 / xla182-0

AN	At	N	LP	LA = LV	H	HV	HA
Alluminio anodizzato	Arie totali	Numero ante	Passaggio luce	Larghezza ante = Larghezza vetro	Altezza passaggio luce	Altezza vetro	Altezza anta
Aluminium anodized	Total clearances	Numbers panels	Clear opening width	Panel width = Glass width	Clear opening height	Glass height	Door height
Aluminium Silberfarbig	Summe alle Abstände Glas/Wand	Anzahl der Elemente	Lichte Durchgangsbreite	Flügelbreite = Glasbreite	Lichte durchgangshöhe	Glashöhe	Tür Höhe