

MID-290

Porta scorrevole intelaiata in alluminio. Profili da incollare al vetro.



8 - 10



60 kg



900

FINITURE

AN
Alluminio anodizzato

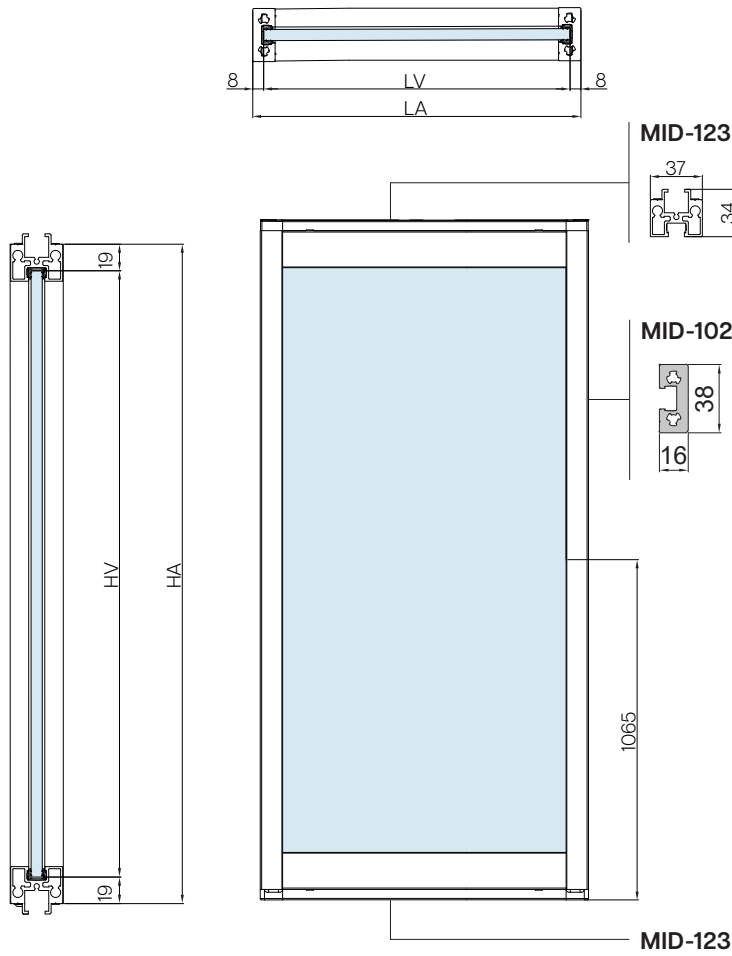
NV
Nero opaco

BI
Bianco opaco

BV
Bronzo scuro

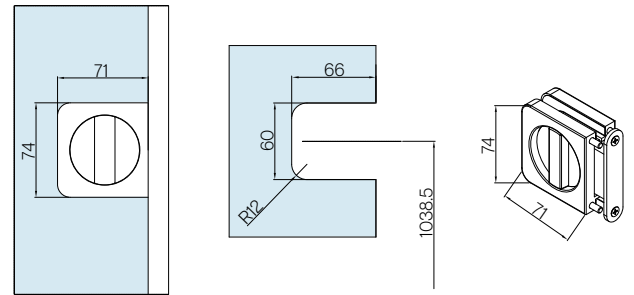


MID-290

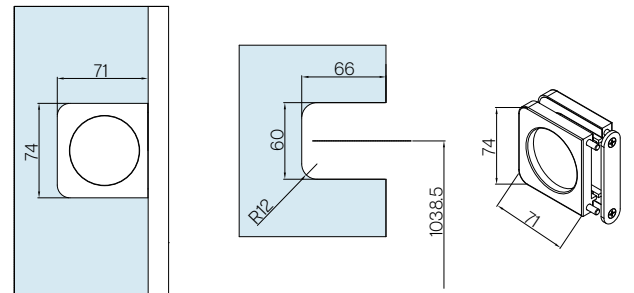


SERRATURE E CONTROSERRATURE

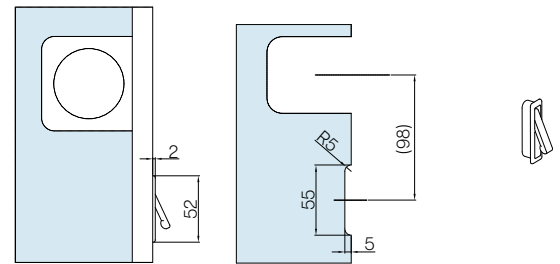
MID-009



MID-009-2FLG

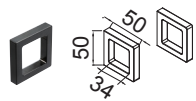


DIV-010



MANIGLIE E MANIGLIONI

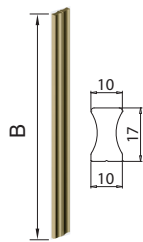
DIV-006



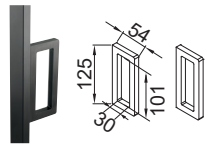
POR-0408V-260

POR-0408V-410

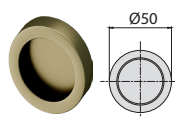
B= 260 / B=410



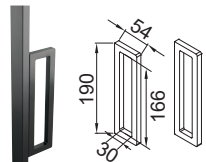
DIV-007



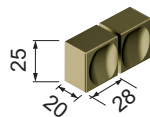
V-532-INC



DIV-008



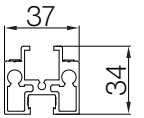
B-196



COMPONENTI E ACCESSORI

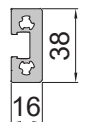
MID-123

Profilo traverso



MID-102

Montante orizzontale superiore per anta Midori, L=3000 mm



VP-MID-200

Guarnizione vetro 8 mm, L=3000 mm

