

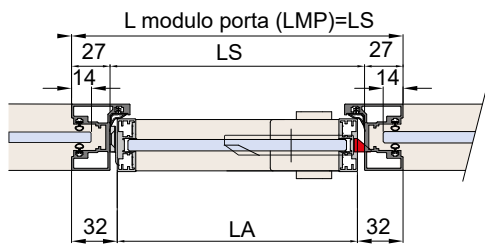
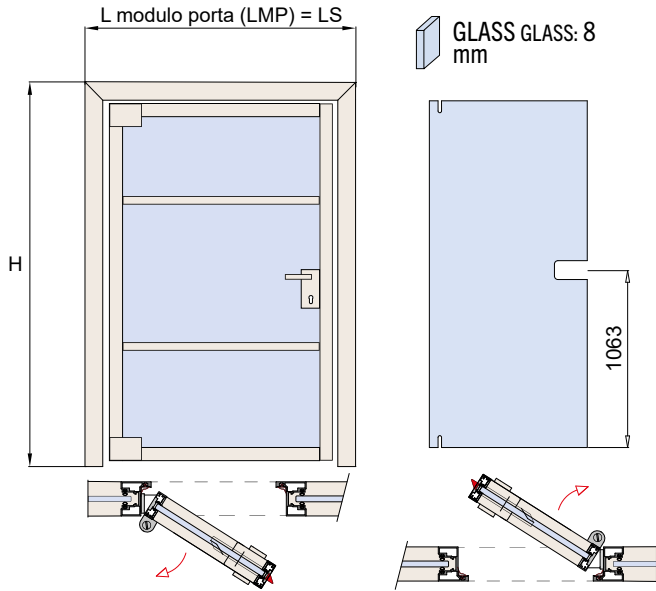
WALL2-DIV100

(TP-150)

LMP door frame module H VANO Dimension of opening height LS STIPIITE Frame profile width HS STIPIITE Frame profile height

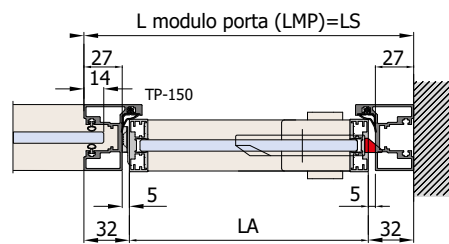
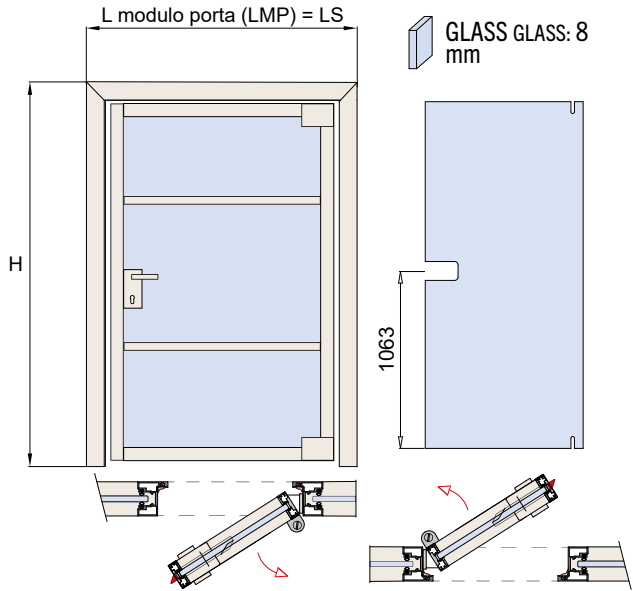
LEFT - Nr.

LMP door frame module (mm): H VANO (mm):



RIGHT - Nr.

LMP door frame module (mm): H VANO (mm):



STANDARD SET – complete with frame, hinges, locks, cylinders, handles, strike plates, and frame machining

PRODUCT CODE	LOCKS + STRIKE PLATE
<input type="checkbox"/> DIV-030-033-740-2500 HS = 2500 mm	V-740 CP-015
<input type="checkbox"/> DIV-030-033-740-2950 HS = 2950 mm	V-740 CP-015
<input type="checkbox"/> DIV-030-033-741-2500 HS = 2500 mm	V-741 CP-015
<input type="checkbox"/> DIV-030-033-741-2950 HS = 2950 mm	V-741 CP-015
<input type="checkbox"/> DIV-030-033-101-2500 HS = 2500 mm	DIV-M101 CP-016
<input type="checkbox"/> DIV-030-033-101-2950 HS = 2950 mm	DIV-M101 CP-016

SURCHARGES OPTIONAL

PRODUCT CODE	LOCKS + STRIKE PLATE
<input type="checkbox"/> SUP-SER-740WC	V-740 CP-015
<input type="checkbox"/> SUP-SER-M740WC	M-740-WC CP-015-M
<input type="checkbox"/> SUP-SER-M740	M-740 CP-015-M
<input type="checkbox"/> SUP-SER-M741	M-741 CP-015-M