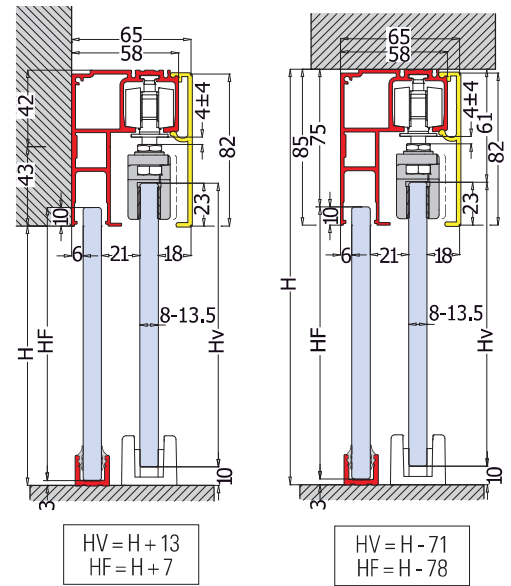
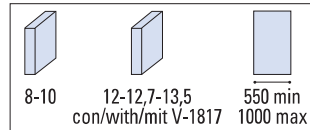




BRIXIA (OPTIONAL SOFT-CLOSE)

V-1803



SIMPLE

V-1803 SET 1

€ ▶ A.293

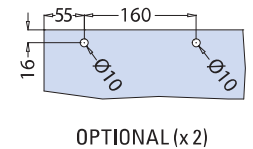
- Set per 1 anta scorrevole e vetro fisso, fissaggio a soffitto o a parete
- Sliding door set with fixed panel, ceiling or wall installation
- Schiebetürset 1-flügelig mit Seitenteil, Wandmontage und Deckenmontage

V-1803 SET 2

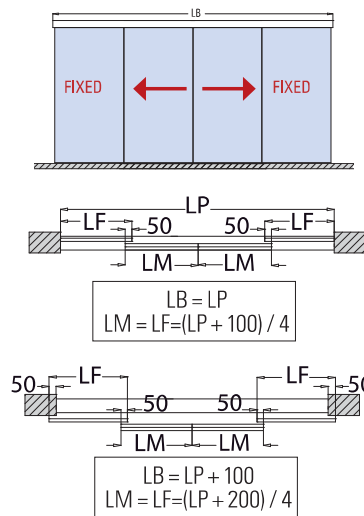
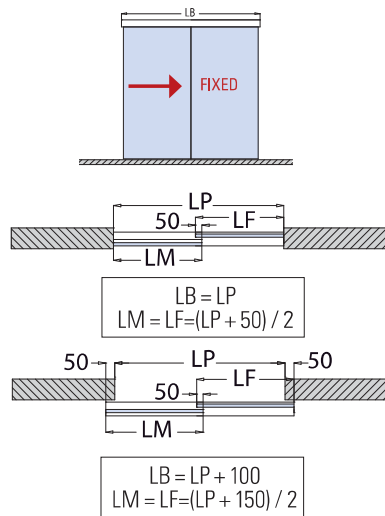
€ ▶ A.294

- Set per 2 ante scorrevoli e vetri fissi, fissaggio a parete/soffitto
- Sliding doors set with fixed panels, wall/ceiling installation
- Schiebetürset 2-flügelig mit Seitenteil, Wand-Deckenmontage

LAVORAZIONE VETRO GLASS PREPARATION GLASBEARBEITUNG



- ATTENZIONE: Con fori di sicurezza **optional** l'anta minima con soft-close aumenta di 100 mm
- WARNING: With **optional** security holes min. panel's width soft-close must be increased of 100mm
- ACHTUNG: Wenn **optionale** Sicherheitsbohrungen und Soft-close eingesetzt werden, muss die Mindestbreite um 100mm verlängert werden



xme425b

COMPONENTI / COMPONENTS / EINZELTEILE ▶ 71

V-1803

V-1801

V-1802

V-1804

V-012

OPTIONAL

VP-019-MT	VP-018-MT
2	3
1000 mm	
2000 mm	
3000 mm	

V-1806-70 (OPTIONAL) - 70 Kg
V-1806-50 (OPTIONAL) - 50 Kg

550 min 1pcs 800 min 2pcs

• Guarnizioni per sede vetro fisso
• Gaskets for fixed glass
• Dichtungen für Seitenteil


VP-019-MT VP-018-MT

8 10 12

Cod.	Fin. / Fin. / Oberf.	V-1800 SET 1 FIX	V-1800 SET 1 MIS	V-1800 SET 2 FIX	V-1800 SET 2 MIS
V-1803 LB=2000 LB=3000 LB=4000 LB=6000	AN	1	-	1	-
V-1803-MIS LB= 1500→6000	AN	-	1	-	1
V-1801 LB=2000 LB=3000 LB=4000 LB=6000	AN	1	-	1	-
V-1801-MIS LB= 1500→6000	AN	-	1	-	1
V-1802	-	1	1	2	2
V-1806-70 Soft-close (OPTIONAL)	-	(1) (2)	(1) (2)	(2) (4)	(2) (4)
V-1806-50 Soft-close (OPTIONAL)	-	(1) (2)	(1) (2)	(2) (4)	(2) (4)
V-012	AN	1	1	2	2
V-1804 (OPTIONAL)	AN	(1)	(1)	(1)	(1)

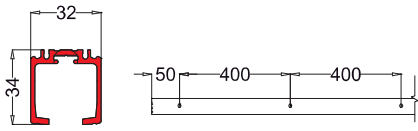
V-1800 / V-1810 / V-1803 / V-1850 / V-1855 BRIXIA MICRO (OPTIONAL SOFT-CLOSE)

COMPONENTI / COMPONENTS / EINZELTEILE



V-1800
 • Binario
 • Track profile
 • Laufschiene
 AN

€▶A.299

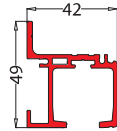


xme425d




V-1810
 • Binario per fissaggio a parete
 • Track profile for wall installation
 • Laufschiene für Wandmontage
 AN

€▶A.300

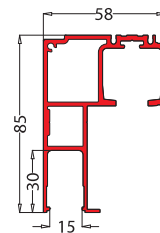


xme425d



V-1803
 • Binario per anta scorrevole con vetro fisso laterale
 • Track profile for sliding panel and fixed side panel
 • Laufschiene für Schiebetür und Seitenteil
 AN

€▶A.301

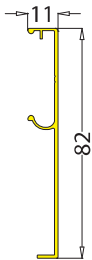


xme425d



V-1801
 • Veletta
 • Cover profile
 • Abdeckung
 AN-IXE

€▶A.302



xme425d



V-1851
 • Veletta
 • Cover profile
 • Abdeckung
 AN


€▶A.303



xme425d

OPTIONAL €▶A.308

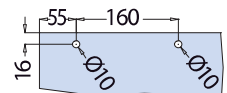
VP-019-MT	VP-018-MT	
2	3	
1000 mm - 2000 mm - 3000 mm		
<ul style="list-style-type: none"> Guarnizioni per sede vetro fisso Gaskets for fixed glass Dichtungen für Seitenteil 		
8	10	12



V-1802

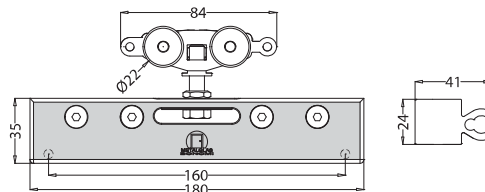
- Set accessori per 1 anta scorrevole composto da: 2 carrelli, morsetti per vetro 8-10 mm. - 2 stoppers
- Accessories set for 1 sliding panel consisting of: N° 2 trolley hangers with clamps carriages for 8/10 mm glass - N° 2 stoppers
- Zubehör für 1 Schiebetür bestehend aus: N° 2 Klemm - Laufwagen für 8/10 mm Glas - N° 2 Stopper

€▶A.304


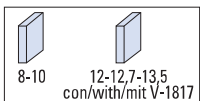


(x 2)

- Fori optional
- Holes optional
- Bohrungen Optional



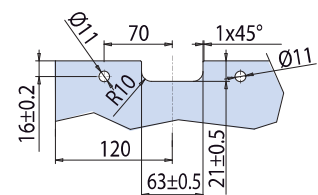
xme425d



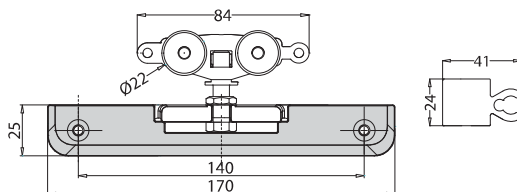
V-1852

- Set accessori per 1 anta scorrevole composto da: 2 carrelli, morsetti per vetro 8-10 mm. 2 stoppers
- Accessories set for 1 sliding panel consisting of N° 2 trolley hangers with clamps carriages for 8/10 mm glass - N° 2 stoppers
- Zubehör für 1 Schiebetür bestehend aus: N° 2 Klemm - Laufwagen für 8/10 mm Glas - N° 2 Stopper

€▶A.305



(x 2)



xme425d



SIMPLE

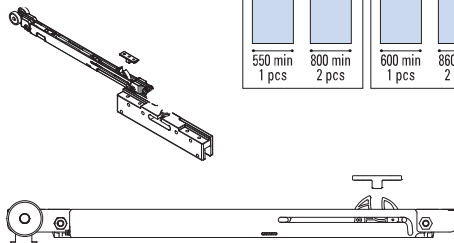
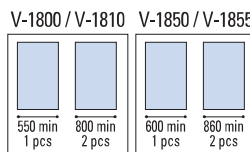
V-1800 / V-1810 / V-1803 / V-1850 / V-1855 BRIXIA MICRO (OPTIONAL SOFT-CLOSE) COMPONENTI / COMPONENTS / EINZELTEILE

SIMPLE



V-1806-70 Kg
V-1806-50 Kg
• 1 pcs Soft-close

€▶A.306 €▶A.307



xme425d

V-1808

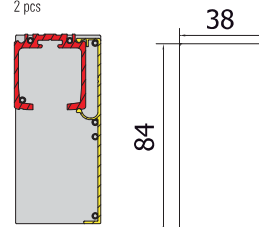
- Paio tappi finali per binario V-1800
- Pair endcaps for track profile V-1800
- Paar Endkappen für Laufschieneprofil V-1800

€▶A.315

AN-IXE



2 pcs



282po27

V-1809

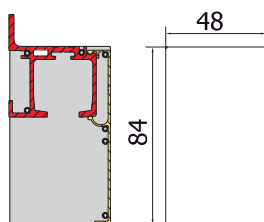
- Paio tappi finali per binario V-1810
- Pair endcaps for track profile V-1810
- Paar Endkappen für Laufschieneprofil V-1810

€▶A.317

AN-IXE



2 pcs



282po29

V-1804

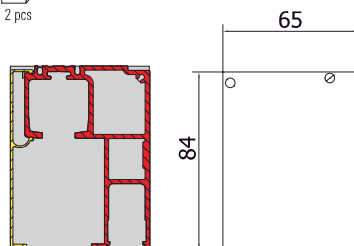
- Paio tappi finali per binario V-1810
- Pair endcaps for track profile V-1810
- Paar Endkappen für Laufschieneprofil V-1810

€▶A.316

AN



2 pcs



282po33

V-1858

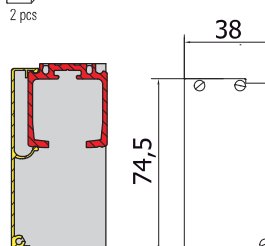
- Paio tappi finali per binario V-1850
- Pair endcaps for track profile V-1850
- Paar Endkappen für Laufschieneprofil V-1850

€▶A.319

AN



2 pcs



282po35

V-1859

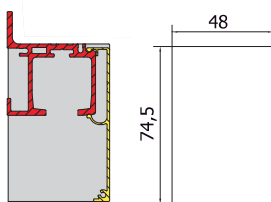
- Paio tappi finali per binario V-1855
- Pair endcaps for track profile V-1855
- Paar Endkappen für Laufschieneprofil V-1855

€▶A.318

AN



2 pcs



282po45

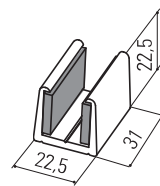


V-012

- Guida a pavimento per scorrevole con feltrini per vetro 8 e 10 mm
- Floor guide with felt strips for glass sliding door a 8 and 10 mm
- Bodenführung mit Filzgleiter für Glas 8 und 10 mm

AN-NS-CR

€▶A.310



v-012

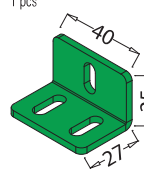
V-1807

- 1 pezzo staffe per fissaggio a parete binario V-1800 (circa 1 pezzo ogni 400 mm)
- 1 Piece fixing bracket for wall installation track profile V-1800 (about 1 piece every 400 mm)
- 1 Stück Winkelprofil für Wandmontage Schiene V-1800 (1 Stück je ca. 400 mm)


€▶A.309



1 pcs



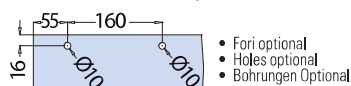
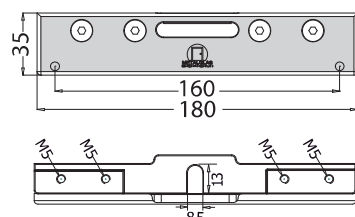
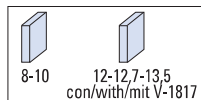
xme425d



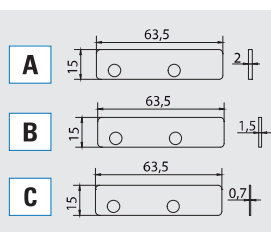
V-090

- Pinza
- Clamp
- Klemmschuh

€▶A.311



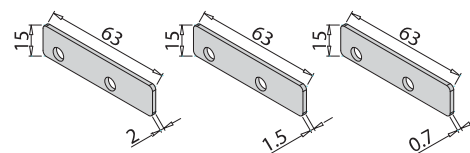
xme431c / xme425a



V-1817-A
V-1817-B
V-1817-C

- Kit spessori per vetro 12 - 12,7 - 13,5 per 2 pinze V-090 e V-090-T
- Kit spacers for glass thickness 12 - 12,7 - 13,5 for 2 clamps V-090 and V-090-T
- Kit Distanzscheiben für Glasdicke 12 - 12,7 - 13,5 für 2 Klemm-Lauwagen V-090 und V-090-T

€▶A.308



xme425t