

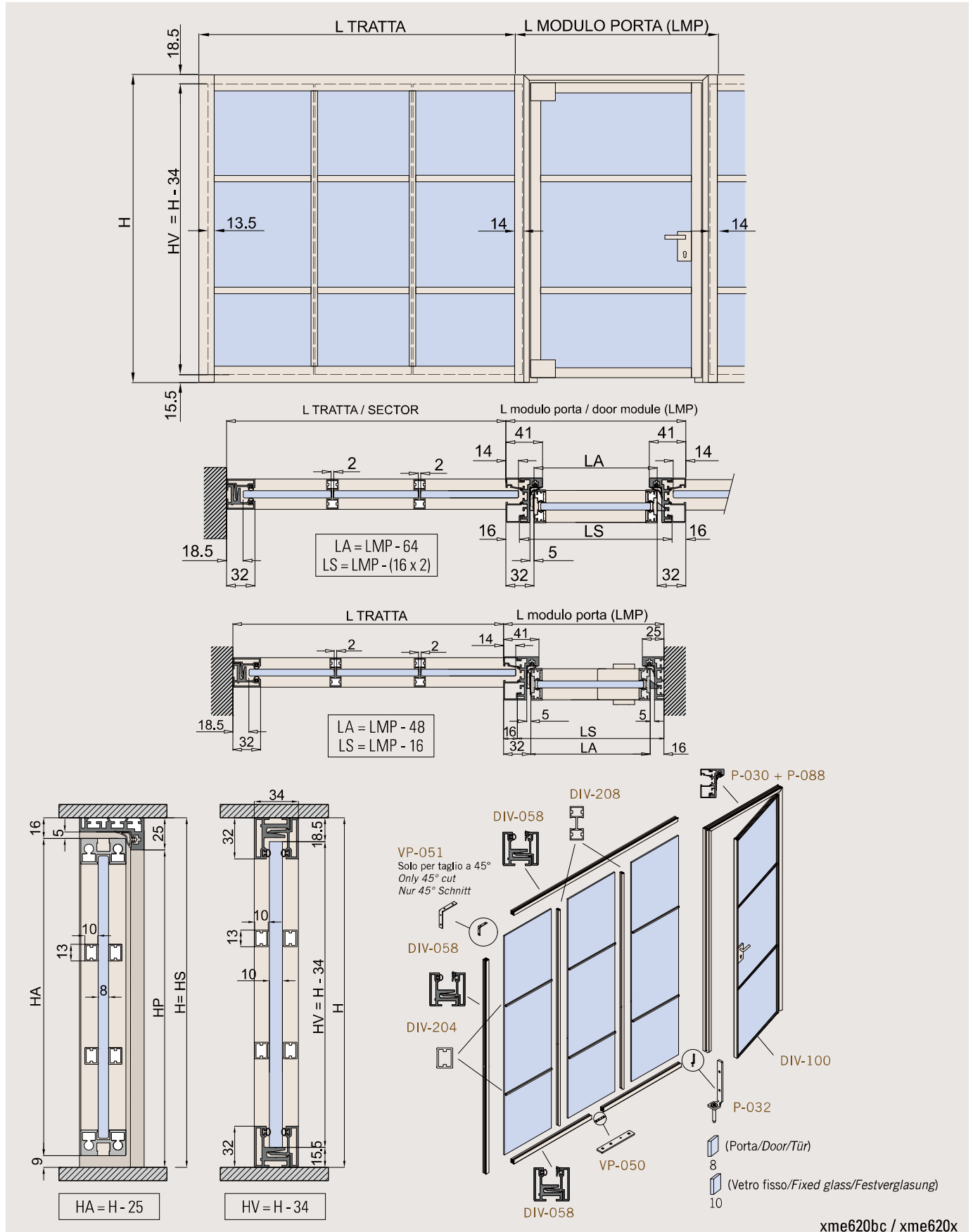
WALL-DIV100 PARETE DIVINA + PORTA BATTENTE

SET COMPLETO CON PROFILO A SCATTO, STIPITE E PORTA BATTENTE INTELAIATA

PRICE LIST pag. 22 ▶ DC57

COMPLETE SET WITH CLIP-ON PROFILE, DOOR JAMB AND FRAMED HINGED DOOR - KOMPLETTSET MIT KLIPSPROFIL, ZARGE UND GERAHMTE DREHTÜR

SET =	P-030	+	P-088	+	DIV-100	+	DIV-058	+	DIV-208 (optional)	+	DIV-204 (optional)
	Stipite Door jamb Zarge		Coppia profili per vetro fisso Pair clip-on profiles for fixed panel Paar Klipsprofile für Festteil		Anta intelaiata Hinged framed panel Gerahmte Dreh-Tür		Profilo a scatto Clip-on profile Klipsprofil		Profilo H H profile H Profil		Listello Cross profile Querprofil



xme620bc / xme620x

PARETE DIVINA

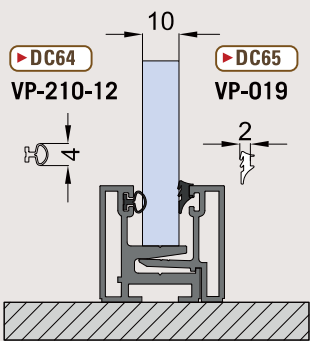
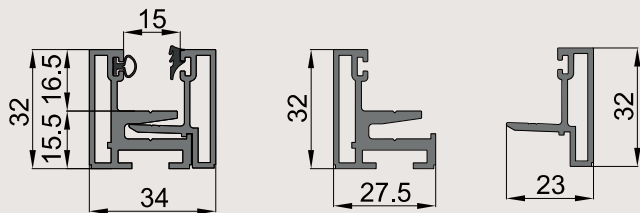
PROFILI A SCATTO PER FISSI - CLIP-ON PROFILES FOR FIXED PANELS - KLIPSPROFIE FÜR FESTVERGLASUNGEN

MY METALGLAS

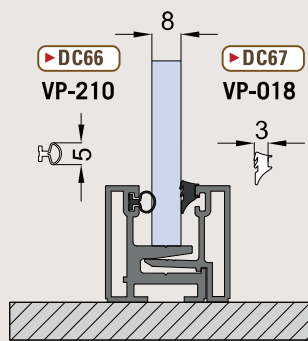
Componi la tua anta per quantificare i traversini da ordinare
Configure your panel to calculate the cross profiles
Konfigurieren Sie Ihre Tür und berechnen Sie automatisch die Querprofile

PRICE LIST pag. 24 ▶ DC63

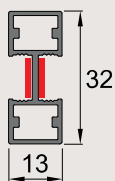
DIV-058 ▶ DC63



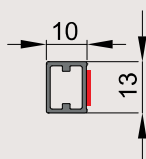
Guarnizioni per vetro da 10 mm
Gaskets for glass 10 mm
Dichtungen für Glas 10 mm



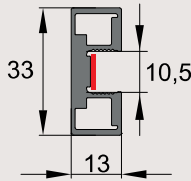
Guarnizioni per vetro da 8 mm
Gaskets for glass 8 mm
Dichtungen für Glas 8 mm



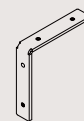
DIV-208
Profilo "H" vetro-vetro
"H" profile Glass-Glass
"H" Profil Glas-Glas
▶ DC68



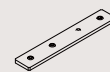
DIV-204
Traversino
Cross profile
Querprofil
▶ DC69



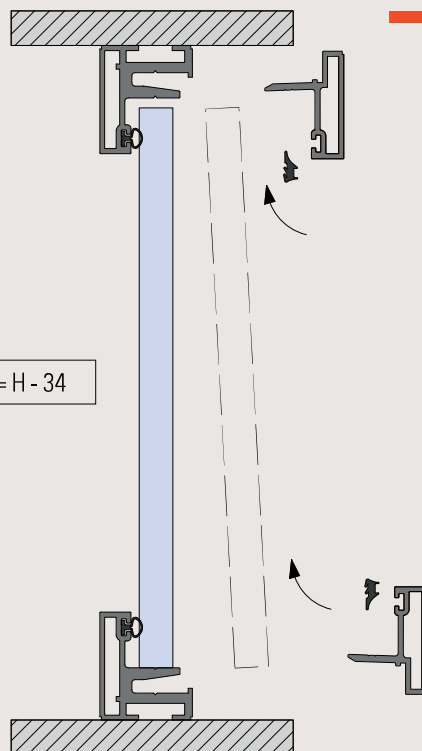
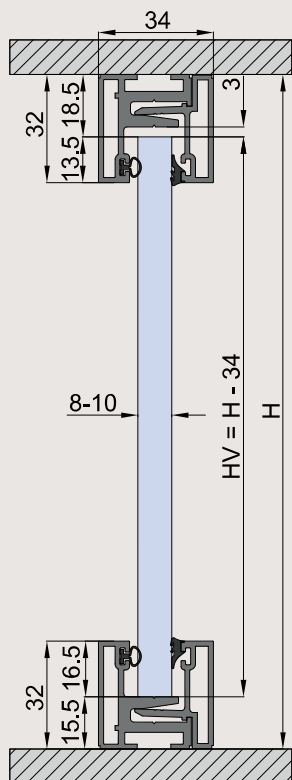
DIV-202
Profilo di finitura
Finishing profile
Abschlussprofil
▶ DC70



VP-051
Solo per taglio a 45°
Only 45° cut
Nur 45° Schnitt
▶ DC72



VP-050
▶ DC71



Biadesivo preinstallato
Pre-installed
double-sided adhesive
Selbstklebend

xme620a



DIV-100

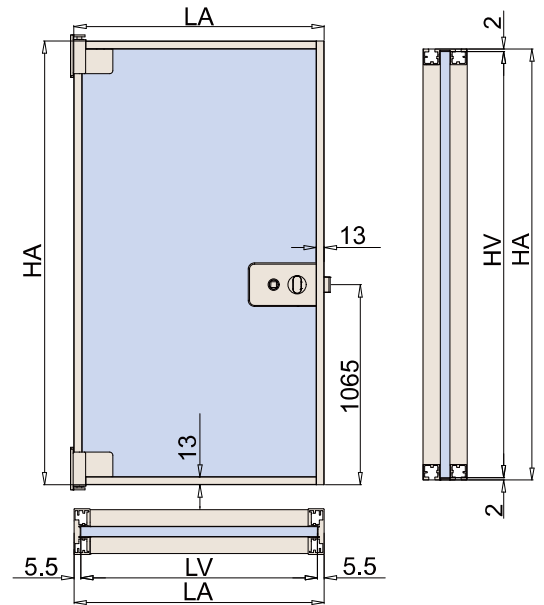
PRICE LIST pag. 10 ▶ DC27

ANTA BATTENTE INTELAIATA
HINGED FRAMED PANEL - GERAHMTE DREHTÜR

Anta / Door / Tür **DIV-100**

Max  55 kg

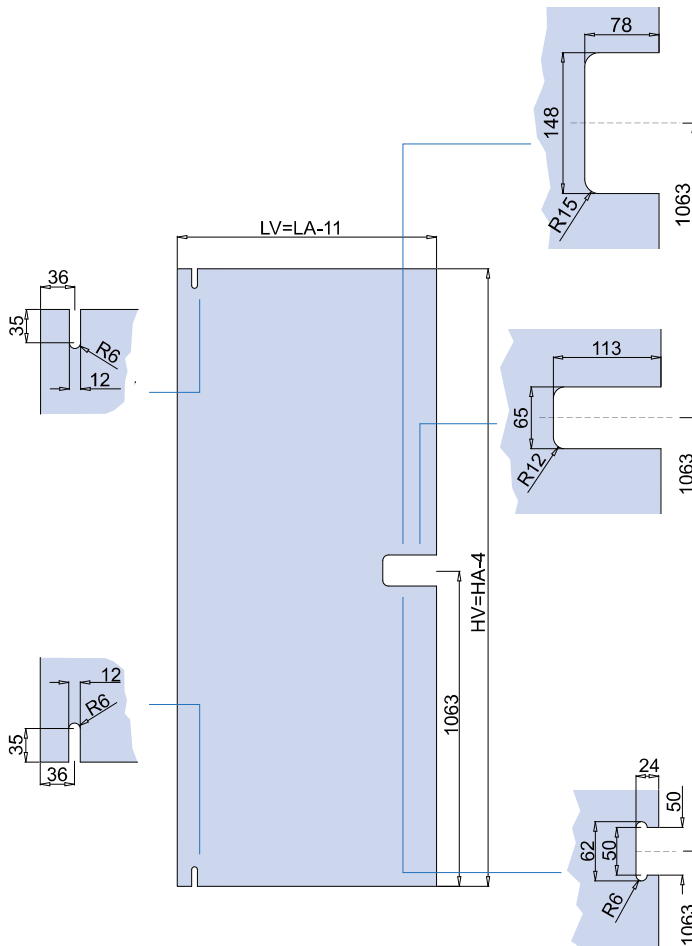
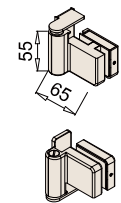
 8  950 max



LV = LA - 11
HV = HA - 4

DIV-100
Set anta intelaiata max 950 x 2980 mm (serratura non inclusa)
Framed panel set max 950 x 2980 mm (lock not included)
Gerahmte Drehtür-Set max 950 x 2980 mm (Schloss nicht enthalten)

DIV-V742
Paio cerniere
Pair hinges
Paar Bänder



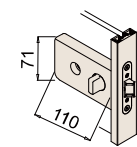
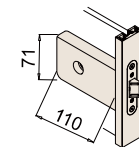
V-741 PZ / MV-741 PZ 
Serratura verticale
Vertical lock
Vertikales schloss



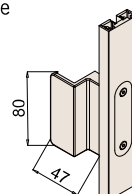
V-740 UV / MV-740 UV 
Serratura compatta
Compacted lock
Kompaktes Schloss UV



V-740 WC / MV-740 WC 
Serratura orizzontale WC
Horizontal lock WC
Horizontalschloss WC



DIV-M101
Maniglia a tirare
Small handle
Kleine Griffe




xme636a/g/u

P-030 STIPITE

PRICE LIST pag. 26 ► DC73

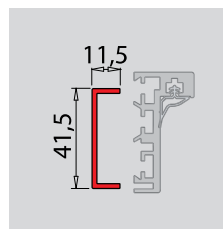
STIPITE PER PORTA BATTENTE INTELAIATA
DOOR JAMB FOR FRAMED HINGED DOOR - ZARGE FÜR GERAHMTE DREHTÜR



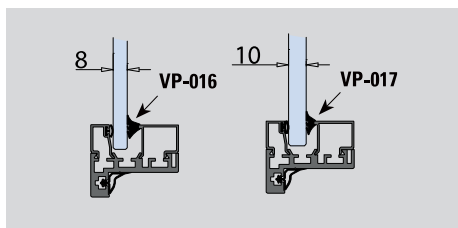
P-030/P-031 con/with/mit P-088



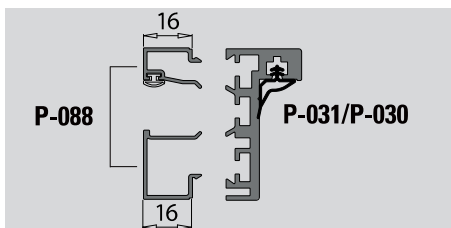
P-012-CF4



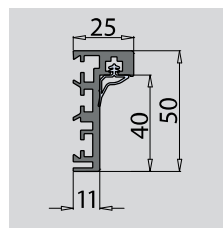
Profilo optional per regolazione P-033
Optional wall profile for adjustment P-033
Wandprofil für Verstellung P-033



VP-016 / VP-017
Guarnizioni vetro per P-088
Glass gaskets for P-088
Glasdichtungen für P-088



P-088
Coppia profili L=3000 mm per fissaggio vetro fisso
Pair clipping profiles L=3000 mm for fixed panels
Paar Klipsprofile L=3000 mm für Fixierung des Festteils

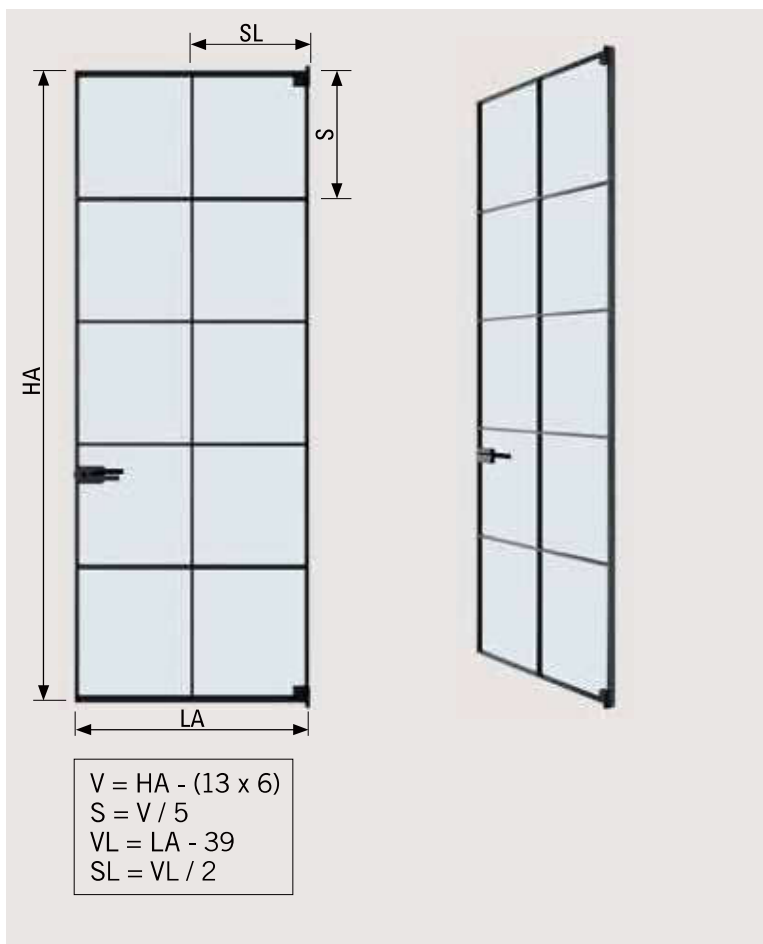
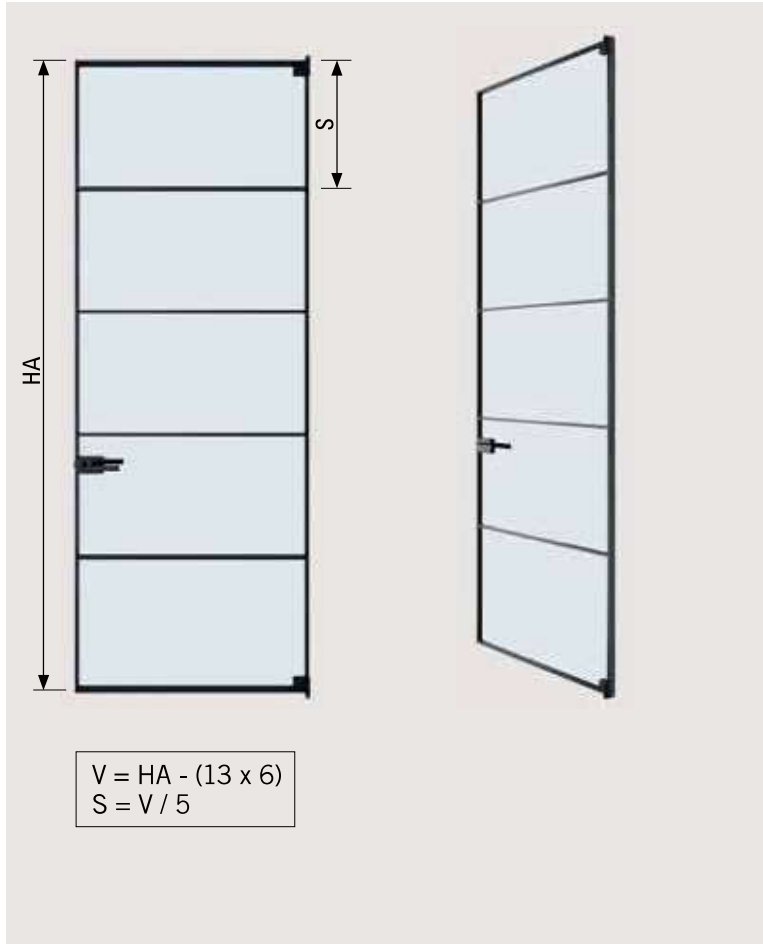


P-030/P-031
Stipite
Door jamb
Zarge

xme373g

DIVINA ANTA BATTENTE DIV-100

FORMULE PER CONFIGURAZIONE LISTELLI (V E VL SONO VALORI CHE SERVONO SOLO PER IL CALCOLO)
 FRAMED SLIDING DOOR DIV - FORMULAS FOR CONFIGURATION OF THE CROSS PROFILES (V AND VL ARE VALUES ONLY FOR CALCULATION)
 GERÄHMTE SCHIEBETÜR DIV - FORMELN FÜR KONFIGURATION VON QUERPROFILE (V UND VL SIND WERTE NUR FÜR DIE BERECHNUNG)



SEZIONE TECNICA

MY METALGLAS

Componi la tua anta per quantificare i traversini da ordinare
Configure your panel to calculate the cross profiles
Konfigurieren Sie Ihre Tür und berechnen Sie automatisch die Querprofile

