

## PA-400 PARK do-it-yourself

SCORREVOLI A PARCHEGGIO / SLIDING STACKING SYSTEMS / GANZGLAS-SCHIEBEWANDSYSTEME

MY METALGLAS

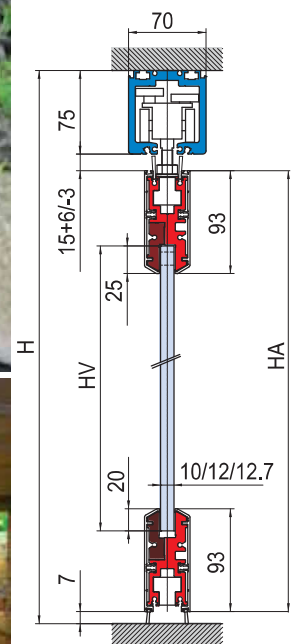
€ ▶ C.57

SCORREVOLI A PARCHEGGIO  
SLIDING STACKING SYSTEMS

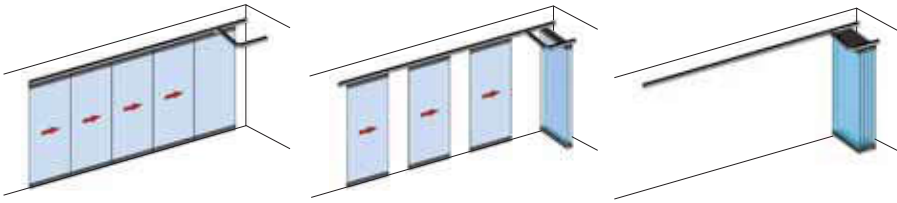


- Sistema scorrevole modulare a parcheggio con morsetti fermavetro (mm 250) e veletta continua (mm 1200) da tagliare secondo necessità (a carico del cliente).
- Modular sliding stacking system with glass fixing clamps (mm 250) and continuous covers (mm 1200) to be cut on the basis of client's requirements.
- Modulares Schiebesystem mit Parkraum, Glashalteklammen (250 mm) mit kontinuierlicher Verkleidung (mm 1200) kundenspezifisch ablängbar.

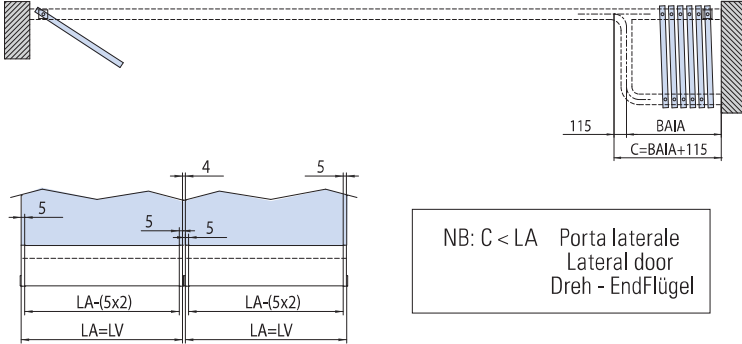
- Vantaggi di una consegna più veloce e di un unico prodotto a magazzino per tutte le misure fino a 1200 mm.
- The advantage of this product is quick delivery and a unique product available in the warehouse for all sizes up to 1200 mm.
- Vorteile einer raschen Lieferung und eines einzigen lagermäßigen Produktes mit Abmessungen bis 1200 mm.



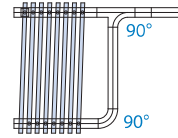
HV = H - 240  
HA = H - 100



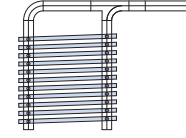
10-12-12,7	120 Kg	90 Kg	3200 550 min 1200 max
------------	--------	-------	-----------------------------



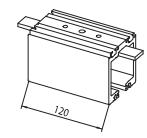
### PA-108



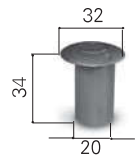
### PA-109



### PA-113



### L-112-PA

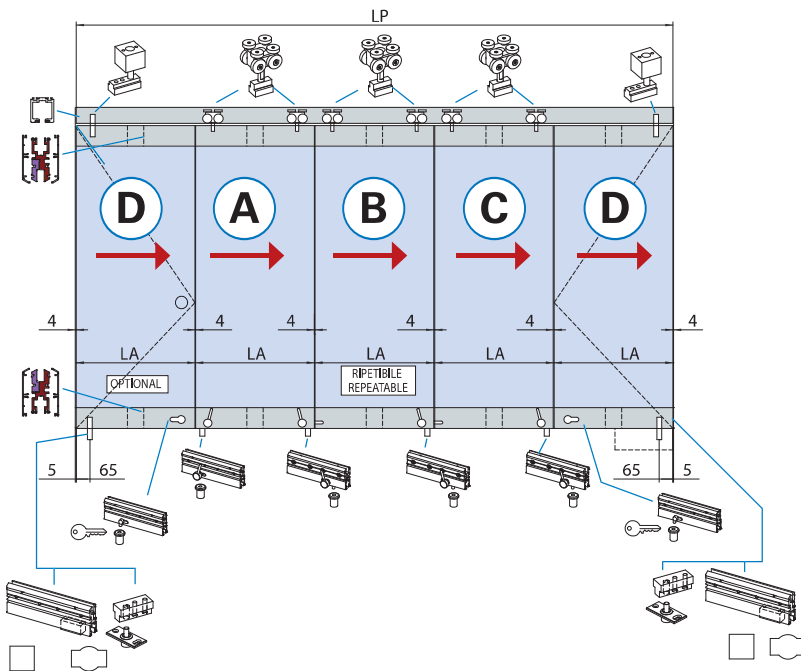
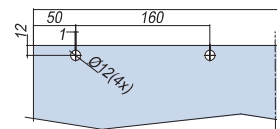


- Baie da ordinare a parte oltre alle ante, altre baie disponibili da pag. 60
- To be ordered separately from the panels, other parking bays available from page 60
- Neben den Flügel extra zu bestellen, andere Parkräume auf Seite 60

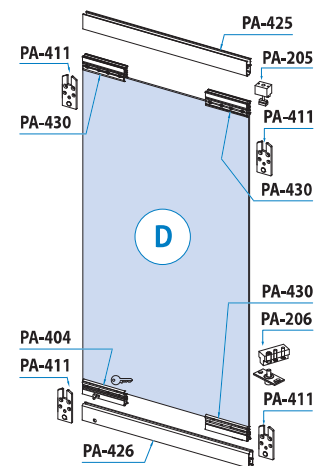
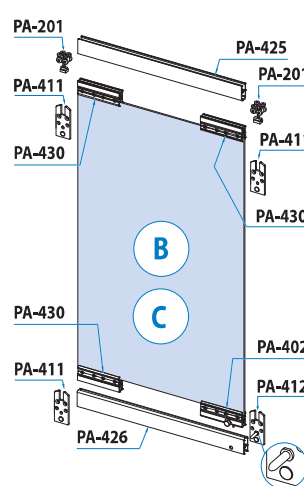
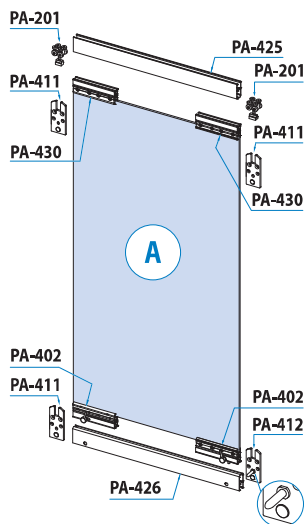
- Calcolo vetro
- Calculation glass
- Glasberechnung

LAVORAZIONE VETRO x 2  
GLASS PREPARATION x 2  
GLASBEARBEITUNG x 2

At = 4 x (N + 1)  
X = LP - At  
X = N x LA  
LA = LV = X / N



- (A) • Prima anta  
• First panel  
• Erster Schiebeflügel
- (B) • Anta intermedia  
• Intermediate panel  
• Zwischen-Schiebeflügel
- (C) • Ultima anta  
• Last panel  
• End-Schiebeflügel
- (D) • Porta laterale  
• Lateral door  
• Dreh-Schiebeflügel



xla333-0 / xla333e / xla171BIS-1

AN	At	N	LP	LA = LV	H	HV	HA
Alluminio anodizzato	Arie totali	Numero ante	Passaggio luce	Larghezza ante = Larghezza vetro	Altezza passaggio luce	Altezza vetro	Altezza anta
Aluminium anodized	Total clearances	Numbers panels	Clear opening width	Panel width = Glass width	Clear opening height	Glass height	Door height
Aluminium Silberfarbig	Summe alle Abstände Glas/Wand	Anzahl der Elemente	Lichte Durchgangsbreite	Flügelbreite = Glasbreite	Lichte durchgangshöhe	Glashöhe	Tür Höhe