

# FRAMED HINGED DOOR

## GERAHMTE DREHTÜR PUERTA BATIENTE ENMARCADA PORTE À CADRE

*EASY: Framed hinged door is a concentrate of simplicity. The exclusive assembly system of profiles and accessories and the absence of mechanical processing allow the construction of custom-made doors, always different from each other, using the most common work tools.*

*DURABLE: The best materials together with the most modern surface treatment techniques make Metalglas framed doors a solid and resistant product.*

*BEAUTIFUL AND ELEGANT: just look at it!*

*EINFACH: Gerahmte Drehtür ist ein Konzentrat der Einfachheit. Das exklusive Montagesystem von Profilen und Zubehör und die Absenz von mechanische Bearbeitung ermöglichen den Bau von Türen nach Maß, die sich immer voneinander unterscheiden, mit den gängigsten Arbeitswerkzeugen.*

*HALTBAR: Die besten Materialien zusammen mit den modernsten Oberflächenbehandlung Techniken machen Metalglas gerahmte Türen zu einem soliden und beständigen Produkt.*

*SCHÖN UND ELEGANT: Schau es Sie einfach an!*

*FÁCIL: La puerta batiente enmarcada es un concentrado de sencillez. El exclusivo sistema de ensamblaje de perfiles y accesorios, y la ausencia de procesos de mecanizado, permiten la construcción de puertas a medida, siempre diferente una de otra, utilizando las herramientas de trabajo más comunes.*

*DURADERO: Los mejores materiales junto con las más modernas técnicas de tratamiento de superficies hacen de puerta batiente enmarcada un producto sólido y resistente.*

*HERMOSO Y ELEGANTE: solo miralo*

*FACILE : La porte à cadre est un concentré de simplicité. Le système exclusif d'assemblage des profils et des accessoires et l'absence d'usinage mécanique permettent de réaliser des portes sur mesure, toujours différentes les unes des autres, en utilisant les outils de travail les plus courants.*

*DURABLE: Les meilleurs matériaux associés aux techniques les plus modernes de traitement de surface font de la porte à cadre Metalglas un produit solide et résistant.*

*BEAU ET ÉLÉGANT: il suffit de le regarder!*

## FRAMED HINGED DOOR



**DIV-030-740**

FRAMED HINGED DOOR COMPLETE SET  
 KOMPLETT-SET GERAHMTE DREHTÜR  
 SET COMPLETO DE PUERTA BATIENTE ENMARCADA  
 ENSEMBLE COMPLET PORTE BATTANTE PLUS CADRE

—

**NO**

FINISHING - OBERFLÄCHE - ACABADO - FINITION

**COMPONENTS - EINZELTEILE - COMPONENTES - COMPONENTS:**

**DIV-100**

PANEL - TÜR - PUERTA - PORTE

—

**V-740**

HORIZONTAL COMPACTED LOCK  
 HORIZONTALES KOMPAKTES SCHLOSS  
 CERRADURA HORIZONTAL COMPACTA  
 SERRURE HORIZONTALE COMPACTE

**HANDLE - GRIFF - MANILLA - POIGNEE**

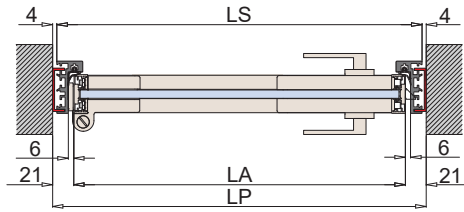
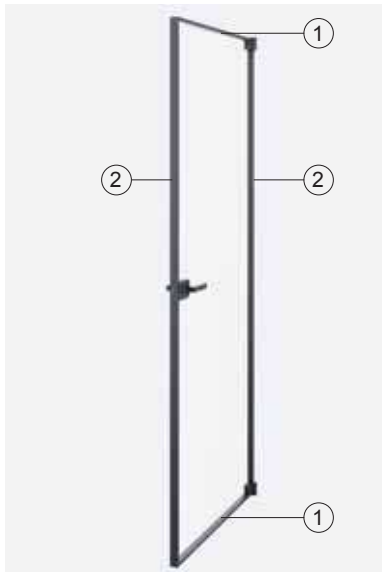
—

**P-030**

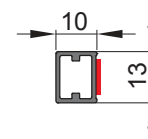
DOOR JAMB - ZARGE - JAMBA DE  
 PUERTA - ENCADREMENT

DIV-100

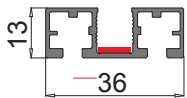
PROFILE DIMENSION - PROFILGRÖSSE - DIMENSIONES DE PERFILES - DIMENSION DES PROFILS



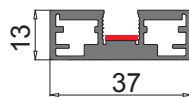
**DIV-204 OPTIONAL**  
CROSS PROFILE  
QUERPROFIL  
TRAVESAÑO  
TRAVERSE



①  
**DIV-103**  
HORIZONTAL TOP AND BOTTOM PROFILE  
UNTERES UND OBERES HORIZONTALES PROFIL  
PERFIL HORIZONTAL SUPERIOR E INFERIOR  
PROFIL HORIZONTAL



②  
**DIV-102**  
VERTICAL PROFILE  
SENKRECHTES PROFIL  
VERTICAL  
PROFIL VERTICAL

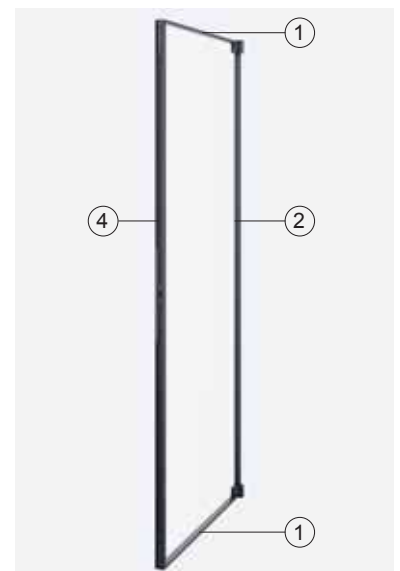
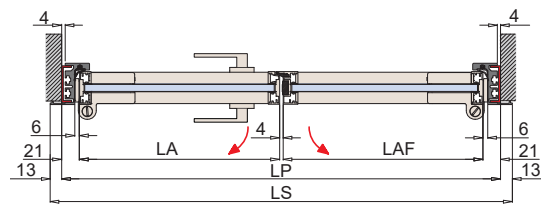



xme595m  
xme636f/u



DIV-100-S2FLG + DIV-100-F2FLG

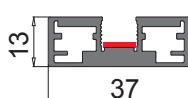
PROFILE DIMENSION - PROFILGRÖSSE - DIMENSIONES DE PERFILES - DIMENSION DES PROFILS



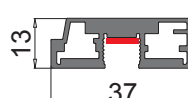
①  
**DIV-103**  
HORIZONTAL TOP AND BOTTOM PROFILE  
UNTERES UND OBERES HORIZONTALES PROFIL  
PERFIL HORIZONTAL SUPERIOR E INFERIOR  
PROFIL HORIZONTAL



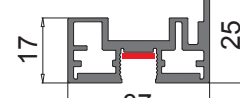
②  
**DIV-102**  
VERTICAL PROFILE  
SENKRECHTES PROFIL  
VERTICAL  
PROFIL VERTICAL



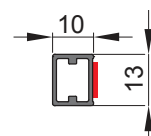
③  
**DIV-105**  
VERTICAL PROFILE (double hinged door, lock side)  
SENKRECHTES PROFIL (2 FLG – Schlossseite)  
PERFIL VERTICAL (puertas batientes dobles, lado de la cerradura)  
PROFIL VERTICAL PORTE DOUBLE



④  
**DIV-104**  
VERTICAL PROFILE (double hinged door, strike plate side)  
SENKRECHTES PROFIL (2 FLG – Schließblechseite)  
PERFIL VERTICAL (puertas batientes dobles, lado recibidor)  
PROFIL PORTE DOUBLE COTÉ GACHE



**DIV-204 OPTIONAL**  
CROSS PROFILE  
QUERPROFIL  
TRAVESAÑO  
TRAVERSE



# EXCLUSIVE FEATURES OF THE PROJECT

EXKLUSIV FÜR DAS PROJEKT - EXCLUSIVO DEL PROYECTO - PROJET EXCLUSIF

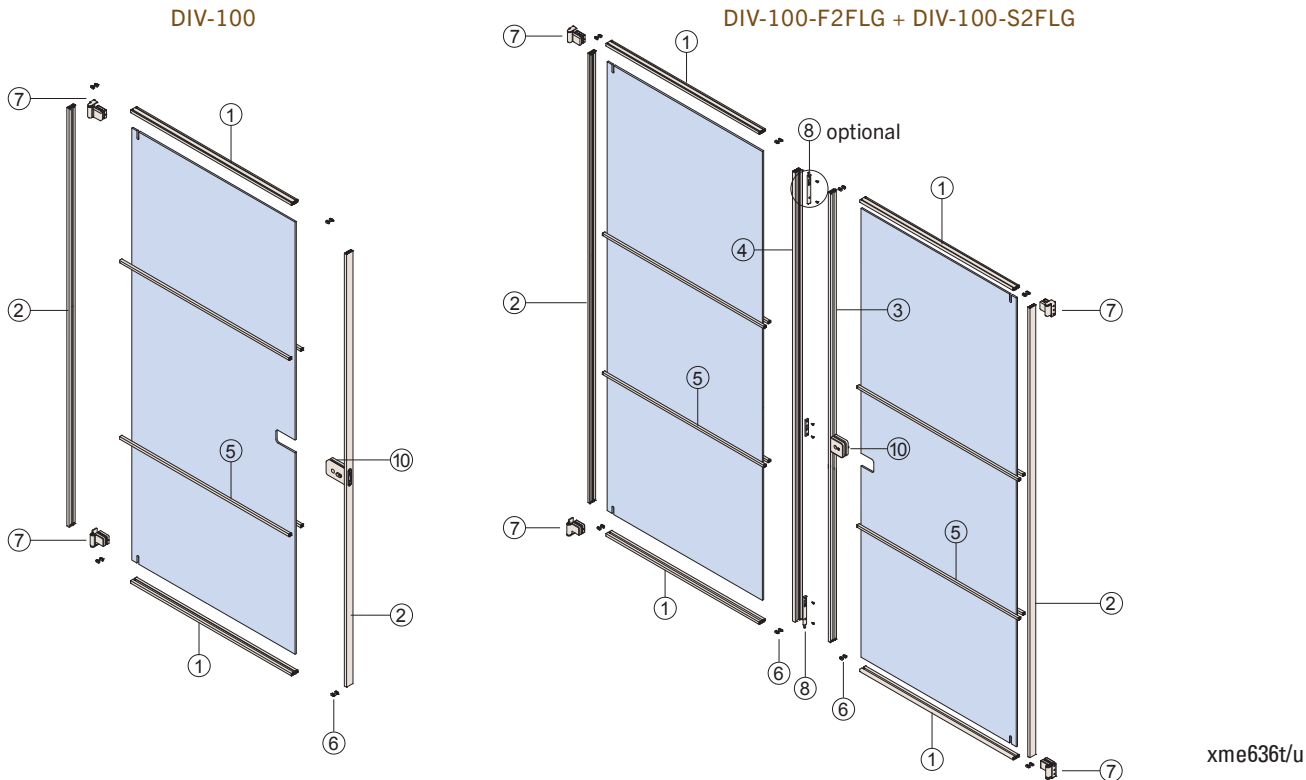
- Use of the exclusive MyMetalglas program for door design. **Glass measurements, profiles and processes with a single click.**
- *Nutzung des exklusiven Programms MyMetalglas für die Türplanung. Glasabmessungen, Profile und Verarbeitungen mit einem Klick.*
- *Utilización del programa exclusivo MyMetalglas para el desarrollo de puertas. Medidas, perfiles y procesos de vidrio con un solo clic.*
- *Utilisation du programme exclusif MyMetalglas pour le développement des portes. Mesures du verre, des profils et usinage en un seul clic.*
- Pre-installed double-sided adhesive. **Straightforward assembly without the use of any type of glue. NO glass cleaning.**
- *Selbstklebend. Sofortige Montage ohne die Verwendung von Klebstoff jeglicher Art. Glasreinigung NICHT MEHR NOTWENDIG.*
- *Bi-adhesivo preinstalada. Montaje inmediato sin el uso de ningún tipo de cola. Eliminación total de limpieza de cristales.*
- *Adhésif double face préinstallé. Montage simple sans l'utilisation de d'aucun type de colle. PAS de nettoyage du verre.*
- Drilling template: cut the profiles as per our specifications and use the drilling template to make error-free holes.
- *Bohrschablone: schneiden Sie die Profile und bohren Sie mit der Schablone ohne Fehlerrisiko.*
- *Plantilla de taladrado: corta los perfiles de nuestra lista y con la plantilla de taladrado sin posibilidad de errores.*
- *Gabarit de perçage: découpez les profils selon nos spécifications et utilisez le gabarit de perçage pour réaliser des trous sans erreur.*

## FINISHING RANGE

OBERFLÄCHEN-SORTIMENT - GAMA DE ACABADOS - GAMME DE FINITION

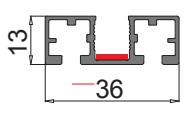


A winning, fast and safe system for aligning and assembling profiles.  
 Ein optimales, schnelles und sicheres System zur Profilausrichtung und -montage.  
 Un sistema ganador, rápido y seguro para la alineación y montaje de perfiles.  
 Un système performant, rapide et sûr pour aligner et assembler les profilés.

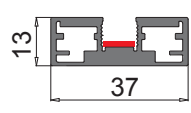


xme636t/u

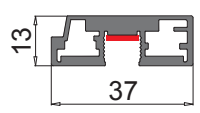
**1**  
**DIV-103**  
 HORIZONTAL TOP AND BOTTOM PROFILE  
 UNTERES UND OBERES HORIZONTALES PROFIL  
 PERFIL HORIZONTAL SUPERIOR E INFERIOR  
 PROFIL HORIZONTAL



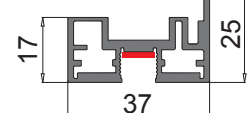
**2**  
**DIV-102**  
 VERTICAL PROFILE  
 SENKRECHTES PROFIL  
 VERTICAL  
 PROFIL VERTICAL



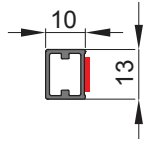
**3**  
**DIV-105**  
 VERTICAL PROFILE (double hinged door, lock side)  
 SENKRECHTES PROFIL (2 FLG – Schlossseite)  
 PERFIL VERTICAL (puertas batientes dobles, lado de la cerradura)  
 PROFIL VERTICAL PORTE DOUBLE



**4**  
**DIV-104**  
 VERTICAL PROFILE (double hinged door, strike plate side)  
 SENKRECHTES PROFIL (2 FLG – Schließblechseite)  
 PERFIL VERTICAL (puertas batientes dobles, lado recibidor)  
 PROFIL PORTE DOUBLE COTÉ GACHE



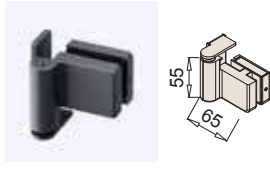
**5**  
**DIV-204 OPTIONAL**  
 CROSS PROFILE  
 QUERPROFIL  
 TRAVESAÑO  
 TRAVERSE



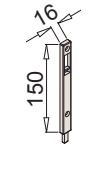
**6**  
**P-F37**  
 ASSEMBLY KIT  
 MONTAGE-KIT  
 KIT DE MONTAJE  
 KIT DE MONTAGE



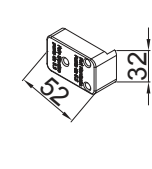
**7**  
**DIV-V742**  
 PAIR HINGES  
 PAAR BÄNDER  
 PAR DE BISAGRAS  
 PAIRE DE PAUMELLES



**8**  
**DIV-003**  
 LOCKING BOLT  
 FESTSTELLER  
 TRANCADOR DE PESTILLO  
 VERROUILLAGE

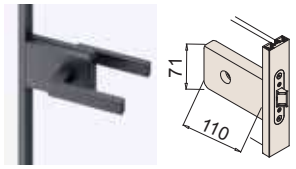


**9**  
**DIV-04**  
 DRILLING TEMPLATE  
 BOHRSCHABLONE  
 PLANTILLA DE TALADRADO  
 GABARIT DE PERÇAGE



Pre-installed double-sided adhesive  
 Selbstklebend  
 Bi-adhesivo preinstalado  
 Ruban adhésif double face préinstallé

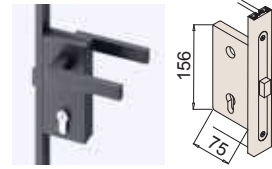
**10**  
**V-740 UV / MV-740 UV**   
 COMPACTED LOCK  
 KOMPAKTES SCHLOSS  
 CERRADURA COMPACTA  
 SERRURE COMPACTE



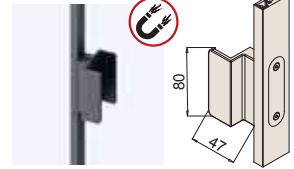
**10**  
**V-740 WC / MV-740 WC**   
 COMPACTED LOCK WITH WC THUMB TURN  
 KOMPAKTES SCHLOSS MIT WC RIEGELKNOPF  
 CERRADURA COMPACTA CON PERILLA PARA WC  
 SERRURE COMPACTE A BOUTON



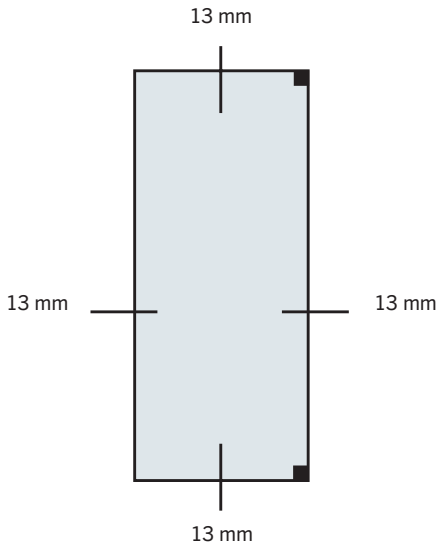
**10**  
**V-741 PZ / MV-741**   
 VERTICAL LOCK  
 VERTIKALES SCHLOSS  
 CERRADURA VERTICAL  
 SERRURE VERTICALE



**10**  
**DIV-M101**  
 SMALL HANDLE  
 KLEINE GRIFFE  
 MANILLA COMPACTA  
 POIGNÉE AIMANTÉ

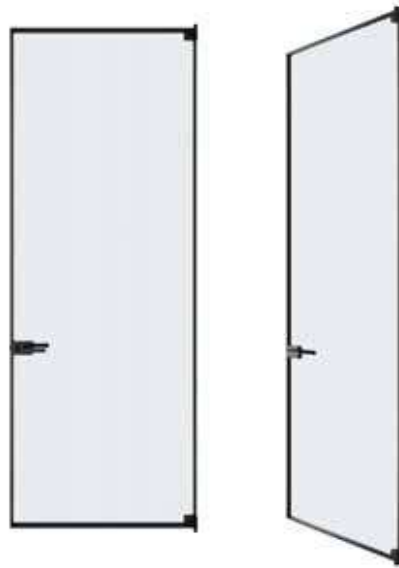


AVAILABLE FIXED PANELS - VERFÜGBARE SEITENTEILEN - FIJOS DISPONIBLES - FIXE DISPONIBLE

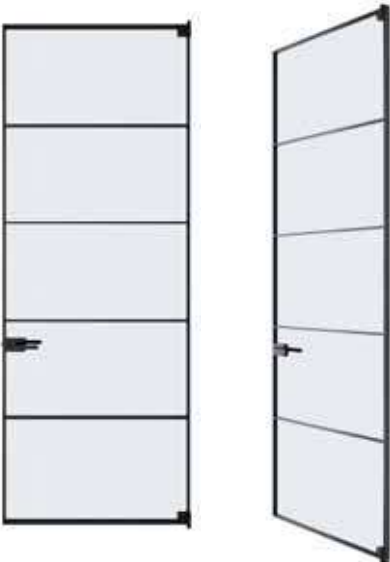


DIV-100

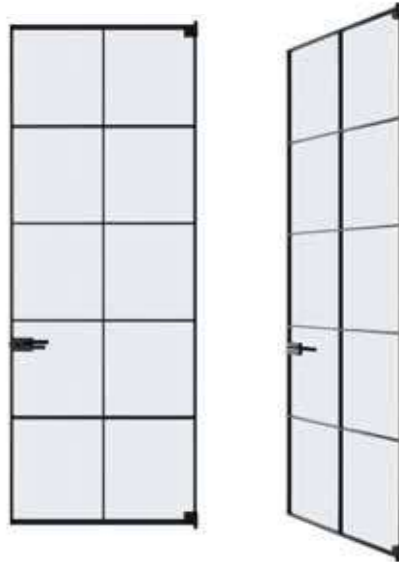
Framed panel - *Gerahmte Tür* - Puerta enmarcada - Porte à cadre




Framed panel with horizontal cross profiles - *Gerahmte Tür mit Querleisten* - Puerta enmarcada con listones transversales - Porte à cadre avec moulures transversales



Framed panel with horizontal and vertical cross profiles - *Gerahmte Tür mit Quer und Vertikalleisten* - Puerta enmarcada con listones transversales y verticales - Porte à cadre avec moulures transversales et verticales



Framed panel with vertical cross profiles only - *Gerahmte Tür nur mit Vertikalleisten* - Puerta enmarcada con listones todos verticales - Porte encadrée avec toutes les moulures verticales



Framed panel with horizontal cross profiles only - *Gerahmte Tür nur mit Querleisten* - Puerta enmarcada con listones todos transversales - Porte à cadre avec toutes les moulures





FINISHES - OBERFLÄCHEN - ACABADOS - FINITIONS





**DIV-030-740**

FRAMED HINGED DOOR COMPLETE SET

KOMPLETT-SET GERAHMTE DREHTÜR

SET COMPLETO DE PUERTA BATIENDE ENMARCADA

ENSEMBLE COMPLET PORTE BATTANTE PLUS CADRE

**COMPONENTS - EINZELTEILE - COMPONENTES - COMPONENTS:****DIV-100**

PANEL - TÜR - PUERTA - PORTE

**V-740**

HORIZONTAL COMPACTED LOCK

HORIZONTALES KOMPAKTES SCHLOSS

CERRADURA HORIZONTAL COMPACTA

SERRURE HORIZONTALE

HANDLE - GRIFF - MANILLA - POIGNEE

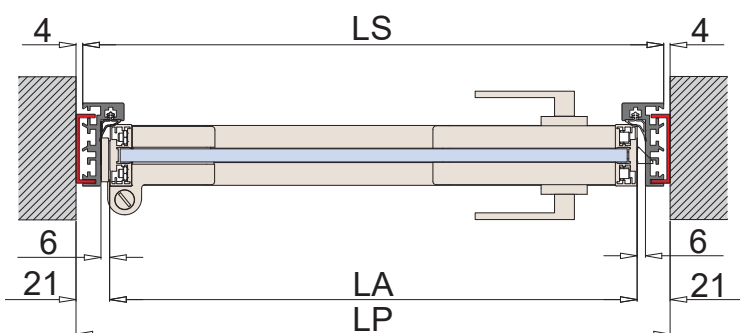
**P-030**

DOOR JAMB - ZARGE - JAMBA DE PUERTA -

ENCADREMENT

**NO + BC**

FINISHING - OBERFLÄCHE - ACABADO - FINITION



xme636f





**DIV-030-2FLG-740**

DOUBLE FRAMED HINGED DOOR COMPLETE SET  
 KOMPLETT-SET 2 FLÜGELIGE GERAHMTE DREHTÜR  
 SET COMPLETO DE DOBLE PUERTA BATIENDE ENMARCADAS  
 ENSEMBLE COMPLET DOUBLE PORTE BATTANTE PLUS CADRE

—

**NO**

FINISHING - OBERFLÄCHE - ACABADO - FINITION

**COMPONENTS - EINZELTEILE - COMPONENTES - COMPONENTS:**

**DIV-100-S2FLG**

HINGED ACTIVE DOOR  
 GEHFLÜGEL  
 PUERTA BATIENDE ACTIVA  
 PORTE AVEC PAUMELLES  
 FONCTIONNELLE

—

**DIV-100-F2FLG**

HINGED INACTIVE DOOR  
 STANDFLÜGEL  
 PUERTA BATIENDE INACTIVA  
 PORTE AVEC PAUMELLES  
 INACTIVE

**V-740**

HORIZONTAL COMPACTED LOCK  
 HORIZONTALES KOMPAKTES SCHLOSS - CERRADURA HORIZONTAL  
 COMPACTA - SERRURE HORIZONTALE COMPACTE

—

HANDLE - GRIFF - MANILLA - POIGNEE

—

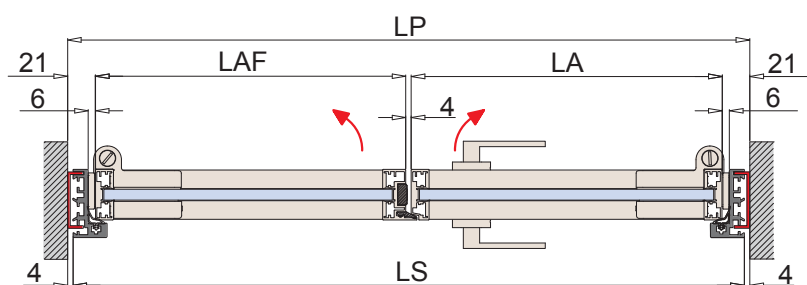
**P-030**

DOOR JAMB - ZARGE - JAMBA DE PUERTA - ENCADREMENT

—

**DIV-204 (optional)**

CROSS PROFILE - QUERPROFIL - TRAVESAÑO - TRAVERSE





**DIV-300-740**

FRAMED HINGED DOOR COMPLETE SET  
 KOMPLETT-SET GERAHMTE DREHTÜR  
 SET COMPLETO DE PUERTA BATIENTE ENMARCADA  
 ENSEMBLE COMPLET PORTE BATTANTE PLUS CADRE

—

**BS**

FINISHING - OBERFLÄCHE - ACABADO - FINITION

**COMPONENTS - EINZELTEILE - COMPONENTES - COMPONENTS:****DIV-100**

PANEL - TÜR - PUERTA - PORTE

—

**DIV-204 (optional)**

CROSS PROFILE - QUERPROFIL - TRAVESAÑO - TRAVERSE

—

**V-740**

HORIZONTAL COMPACTED LOCK  
 HORIZONTALES KOMPAKTES SCHLOSS  
 CERRADURA CENTRAL COMPACTA  
 SERRURE HORIZONTALE COMPACTE

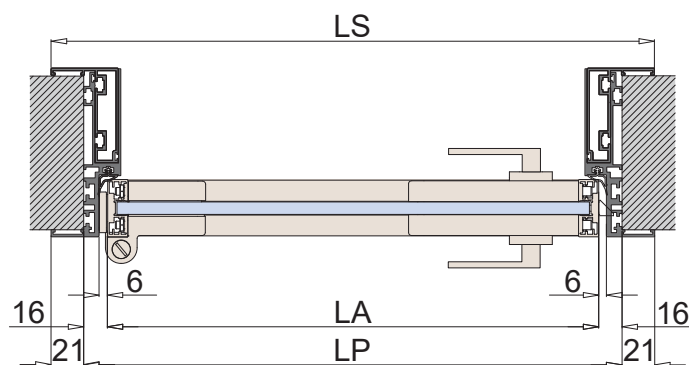
—

HANDLE - GRIFF - MANILLA - POIGNEE

—

**TP-300**

DOOR JAMB - ZARGE - JAMBA DE PUERTA - ENCADREMENT



xme636d

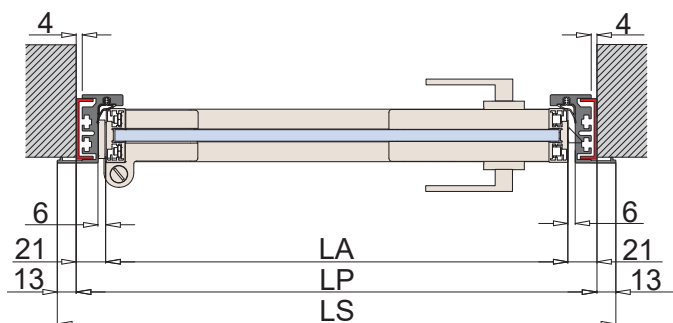


**DIV-040-740**

FRAMED HINGED DOOR COMPLETE SET  
 KOMPLETT-SET GERAHMTE DREHTÜR  
 SET COMPLETO DE PUERTAS BATIENTES ENMARCADAS  
 ENSEMBLE COMPLET PORTE BATTANTE PLUS CADRE

**AN**

FINISHING - OBERFLÄCHE - ACABADO - FINITION



xme636e

**COMPONENTS - EINZELTEILE - COMPONENTES - COMPONENTS:**

**DIV-100**

PANEL - TÜR - PUERTA - PORTE

**DIV-204 (optional)**

CROSS PROFILE - QUERPROFIL - TRAVESAÑO - TRAVERSE

**V-740**

HORIZONTAL COMPACTED LOCK  
 HORIZONTALS KOMPAKTES SCHLOSS  
 CERRADURA CENTRAL COMPACTA  
 SERRURE HORIZONTALE COMPACTE

HANDLE - GRIFF - MANILLA - POIGNEE

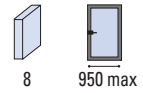
**P-040**

DOOR JAMB - ZARGE - JAMBA DE PUERTA - ENCADREMENT



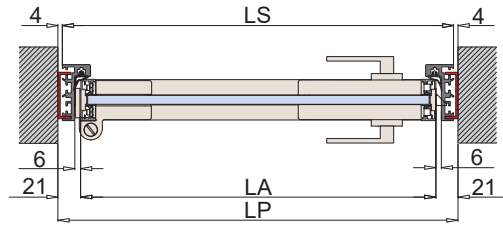
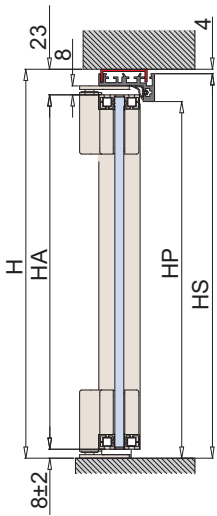
HINGED DOOR + DOOR JAMBS

DREHTÜR + ZARGEN - PUERTA BATIENTE + JAMBA DE PUERTA - PORTE + ENCADREMENT

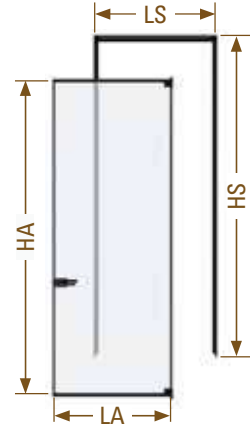


DIV-030

Technical pages - Technische Seiten - Páginas Técnicas - Pages Techniques ▶ 54



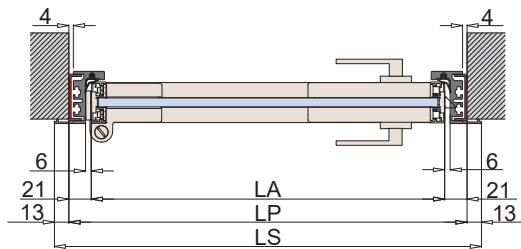
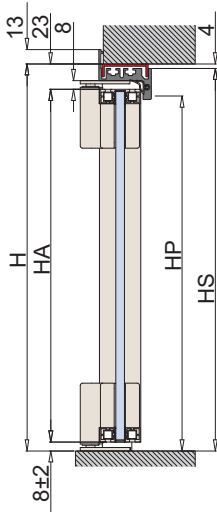
AN - NO - BI - BC - BS



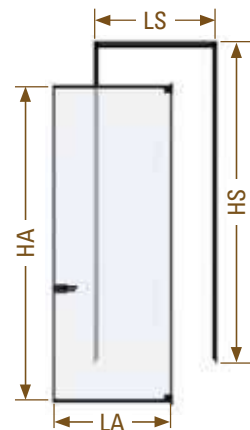
xme636f

DIV-040

Technical pages - Technische Seiten - Páginas Técnicas - Pages Techniques ▶ 54



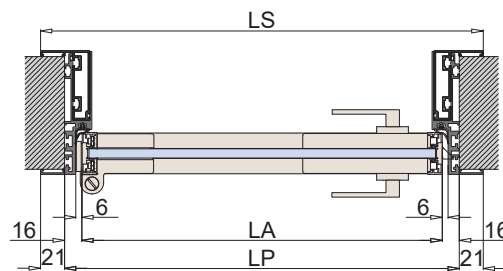
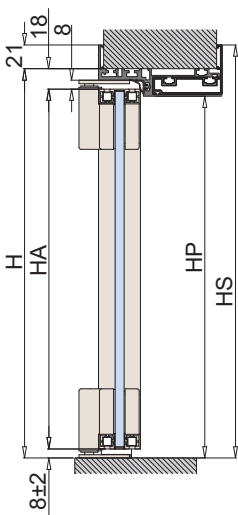
AN - NO



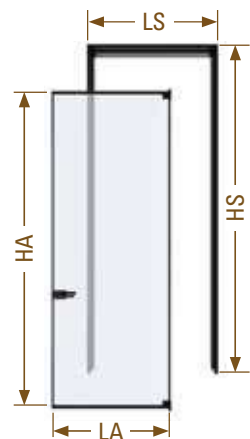
xme636e

DIV-300

Technical pages - Technische Seiten - Páginas Técnicas - Pages Techniques ▶ 55



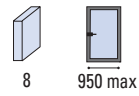
AN - NO - BI - BC - BS



xme636d

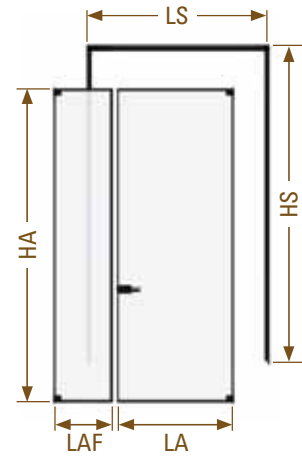
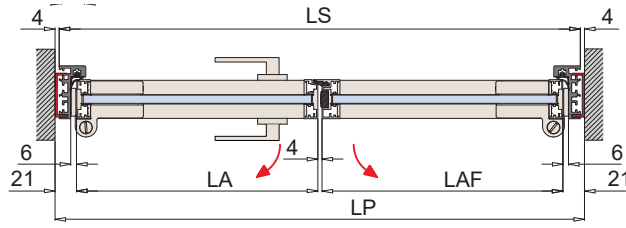
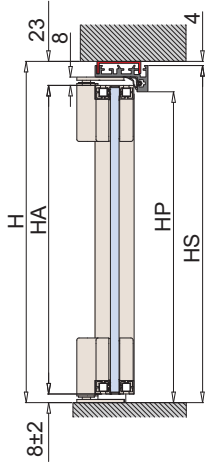
DOUBLE HINGED DOOR + DOOR JAMBS

2 FLÜGELIGE DREHTÜR + ZARGEN - PUERTAS BATIENTES DOBLES + JAMBA DE PUERTA - PORTE DOUBLE + ENCADREMENT



DIV-030 2FLG Technical pages - Technische Seiten - Páginas Técnicas - Pages Techniques ▶ 57

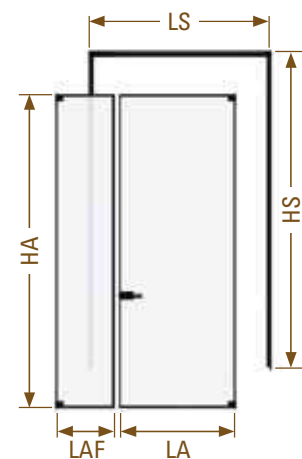
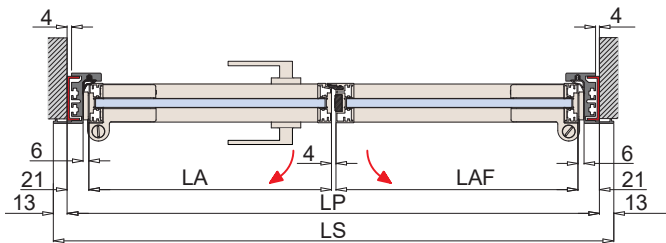
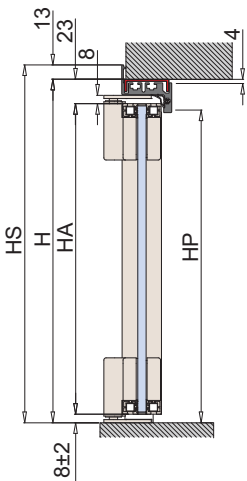
AN - NO - BI - BC - BS



xme636r

DIV-040 2FLG Technical pages - Technische Seiten - Páginas Técnicas - Pages Techniques ▶ 57

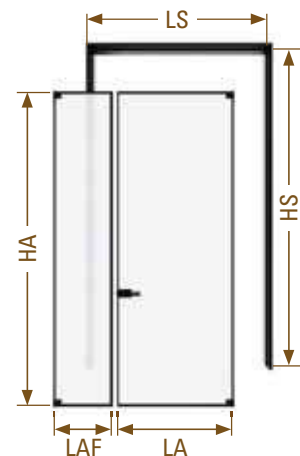
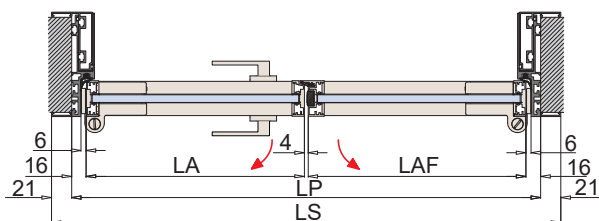
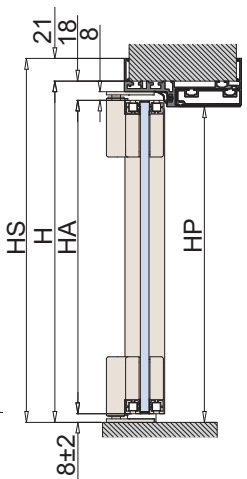
AN - NO



xme636q

DIV-300 2FLG Technical pages - Technische Seiten - Páginas Técnicas - Pages Techniques ▶ 58

AN - NO - BI - BC - BS



xme636p