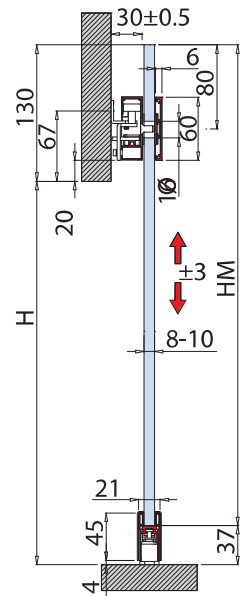
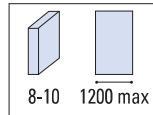




MOOVI SOFT-CLOSE



V-8200



$$HM = H + (130 - 37)$$

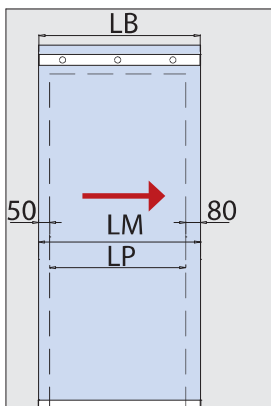


TECHNICAL

V-8200 SET 1

€▶A.321

- Set per 1 anta scorrevole, fissaggio a parete
- Sliding door set, wall installation
- Schiebetürset 1-flügelig, Wandmontage



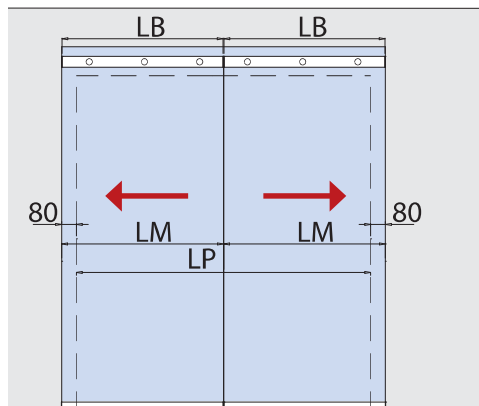
$$LM = LP + (80 + 50)$$

$$LB = LM - 4$$

V-8200 SET 2

€▶A.322

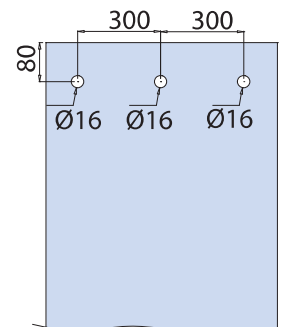
- Set per 2 ante scorrevoli, fissaggio a parete
- Sliding doors set, wall installation
- Schiebetürset 2-flügelig, Wandmontage



$$LM = LP + (80 + 80) / 2$$

$$LB = LM - 4$$

LAVORAZIONE VETRO GLASS PREPARATION GLASBEARBEITUNG



xme525B

COMPONENTI / COMPONENTS / EINZELTEILE ▶ 102



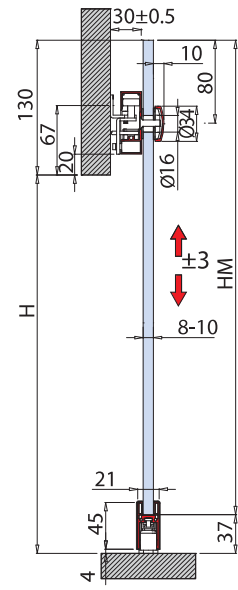
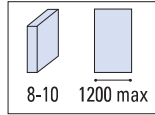
Cod.	Fin. / Fin. / Oberf.	V-8200 SET 1 FIX	V-8200 SET 2 FIX
V-8200 L=1192 mm	AN	1	2
V-8203 L=1200 mm	AN / IXE	1	2
V-8202 L=1196 mm	AN / IXE	1	2
V-8201	AN / NS	1	2
V-8204	AN / IXE	1	2



MOOVI SOFT-CLOSE



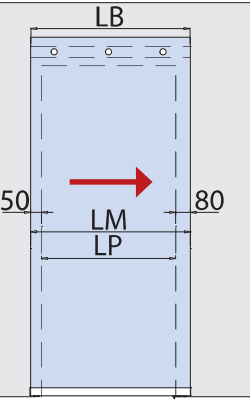
V-8250



$$HM = H + (130 - 37)$$

V-8250 SET 1 €▶A.323

- Set per 1 anta scorrevole, fissaggio a parete
- Sliding door set, wall installation
- Schiebetürset 1-flügelig, Wandmontage

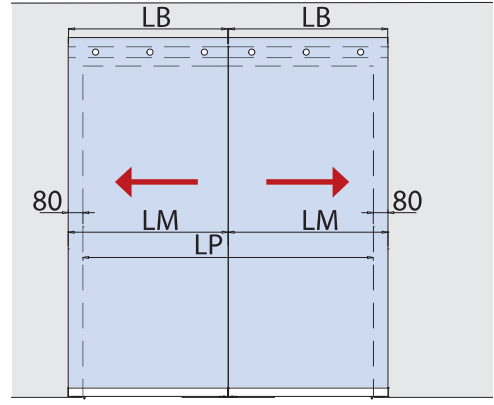


$$LM = LP + (80 + 50)$$

$$LB = LM - 4$$

V-8250 SET 2 €▶A.324

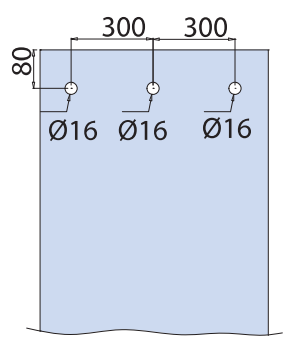
- Set per 2 ante scorrevoli, fissaggio a parete
- Sliding doors set, wall installation
- Schiebetürset 2-flügelig, Wandmontage



$$LM = LP + (80 + 80) / 2$$

$$LB = LM - 4$$

LAVORAZIONE VETRO
GLASS PREPARATION
GLASBEARBEITUNG



TECHNICAL

xme525A


COMPONENTI / COMPONENTS / EINZELTEILE ▶ 102



Cod.	Fin. / Fin. / Oberf.	V-8250 SET 1 FIX	V-8250 SET 2 FIX
V-8200 L=1192 mm	AN	1	2
V-8203 L=1200 mm	AN / IXE	1	2
V-8251	AN / NS	1	2
V-8204	AN / IXE	1	2

V-8200 / V-8250 MOOVI SOFT-CLOSE

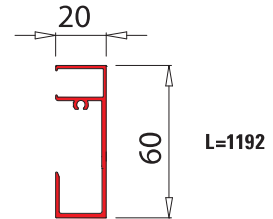
COMPONENTI / COMPONENTS / EINZELTEILE



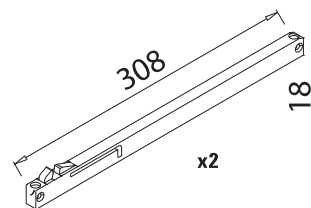
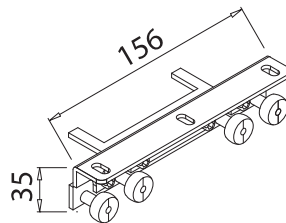
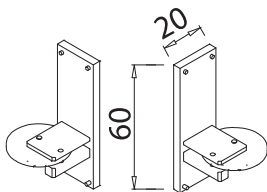
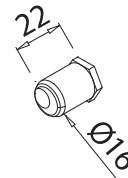
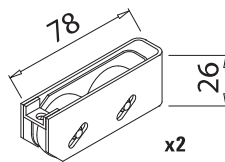
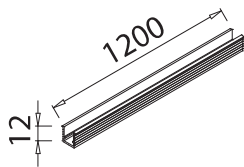
V-8200

€ ▶ A.325

- Set accessori per 1 anta scorrevole per sistema V-8200 e V-8250
 - Accessories set for 1 sliding panel for systems V-8200 and V-8250
 - Zubehör für 1 Schiebetür für V-8200 und V-8250
- AN - IXE



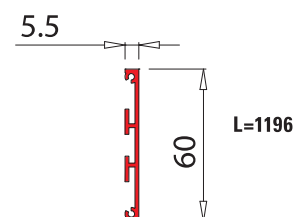
TECHNICAL




V-8202

- Veletta per binario
 - Cover profile for track profile
 - Profilabdeckung für Laufschiene
- AN - IXE

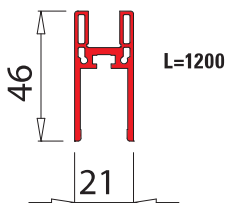
€ ▶ A.327




V-8203

- Profilo inferiore compreso di guarnizione
- Bottom profile with gasket
- Unteres Profil mit Dichtung

AN - IXE

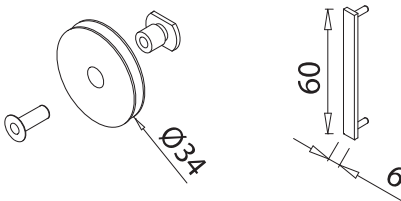


€ ▶ A.326


V-8201

- Set 3 pz punti di fissaggio per 1 anta e tappi laterali per veletta V-8202
- Set 3 pcs fixing points for 1 panel and endcaps for cover profile V-8202
- Set 3 Stk Punkthalterungen für 1 Flügel und Endkappen für Abdeckung V-8202

AN - NS

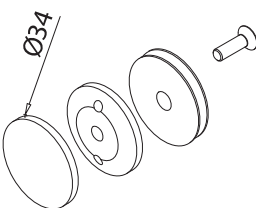


€ ▶ A.328


V-8251

- Set 3 pz punti di fissaggio per 1 anta per sistema V-8250
- Set 3 pcs fixing points for 1 panel for system V-8250
- Set 3 Stk Punkthalterungen für 1 Flügel für System V-8250

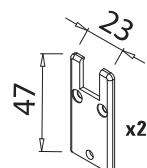
AN - NS



€ ▶ A.330


V-8204

- Paio tappi per profilo inferiore V-8203
- Pair endcaps for bottom profile V-8203
- Paar Endkappen für unteres Profil V-8203



€ ▶ A.329



TECHNICAL

2 pcs

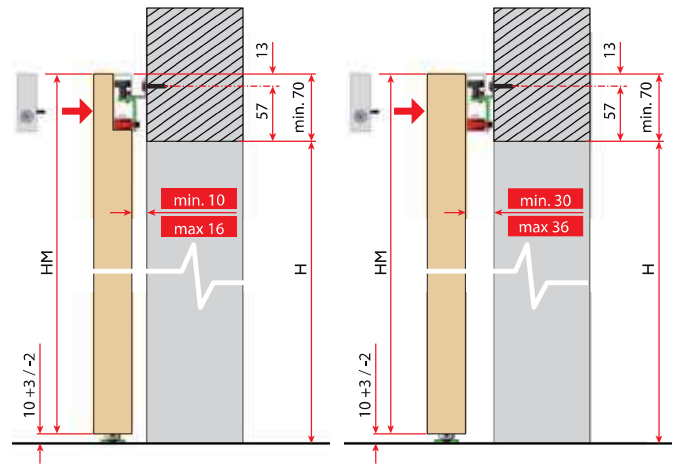
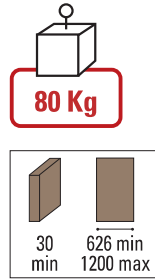


MOOVI SOFT-CLOSE



**PER PORTA IN LEGNO
FOR WOODEN DOORS
FÜR HOLZTÜREN**

V-8240

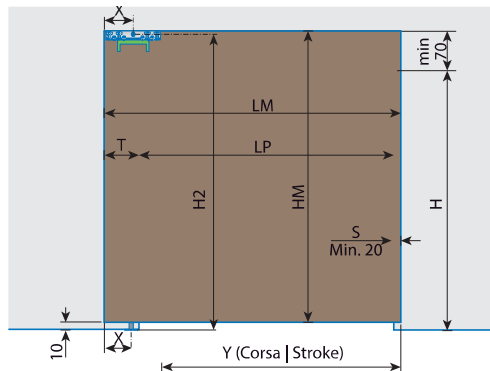


HM = H + min 60
Con binario incassato
With embedded rail
Mit versenkter Schiene

HM = H + min 60
Con binario esterno
With external rail
Mit aufliegender Schiene

TECHNICAL

- HM** = H + Min. 60 mm
- Y** = LM - Min. 170 mm
- Z** = 0 ÷ 150 mm (min ÷ max)
- S** = Min. 20 mm
- LM** = LP + 170 mm + S - Z / (LM min = 626 mm)
- T** = LM - LP - S
- K** = LP - Z
- X** = 85 mm
- Q** = LM - Z
- H2** = 10 + HM - 13 mm



V-8240 SET 1

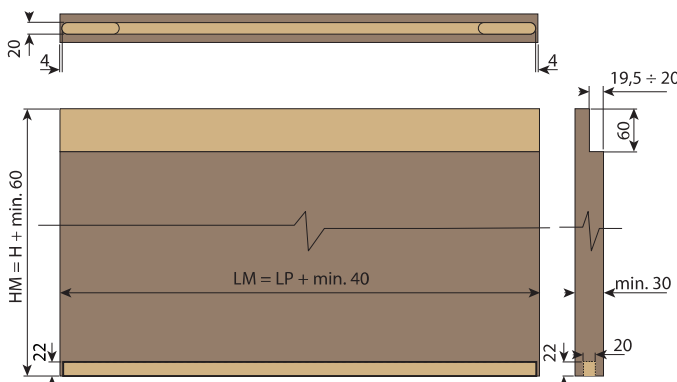
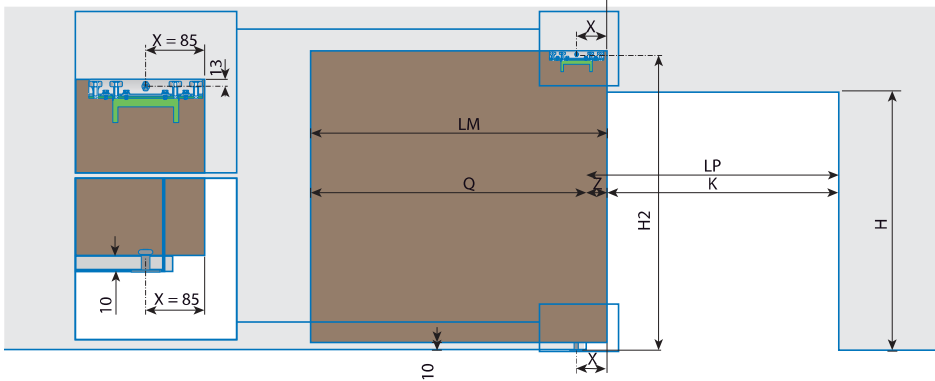
€▶ A.331

- Set per 1 anta scorrevole, fissaggio a parete
- Sliding door set, wall installation
- Schiebetürset für 1 flg, Wandmontage

V-8240 SET 2

€▶ A.332

- Set per 2 ante scorrevoli, fissaggio a parete
- Sliding doors set, wall installation
- Schiebetürset für 2 flg, Wandmontage



LAVORAZIONE PORTA
DOOR PREPARATION
TÜRBEARBEITUNG